

User-Centered Design

SWE 432, Fall 2016

Design and Implementation of Software for the Web

In class exercise

- As you come in and take a seat
- Write down at least 3 characteristics that makes something **usable**

Today

- What is user centered design?
- What does it mean to be usable?
- How can one evaluate usability?
 - Heuristic evaluations

For further reading:

<https://www.nngroup.com/articles/how-to-conduct-a-heuristic-evaluation/>

<https://www.nngroup.com/articles/ten-usability-heuristics/>

<http://designingwebinterfaces.com/6-tips-for-a-great-flex-ux-part-5>

Characteristics of usability

- ease of use
- productivity
- efficiency
- effectiveness
- learnability
- retainability
- user satisfaction

Usable or unusable?

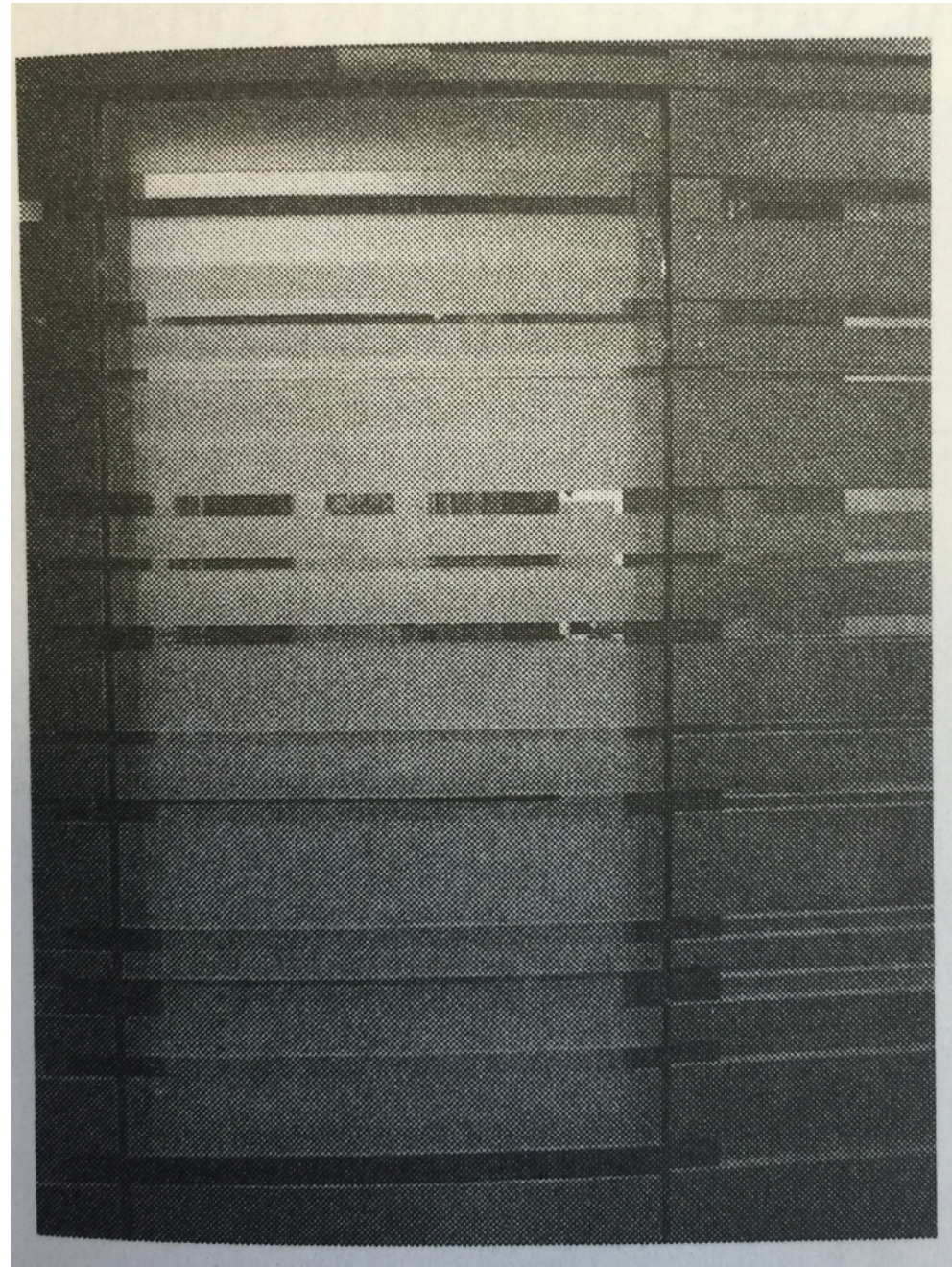
A teapot



From Don Norman, Emotional Design


Usable or unusable?

A door



Usable or unusable?

**A word
processor**



Usability

- A property of the relationship between
 - humans with goal-driven tasks
 - an artifact
- The speed and success with which the goals can be accomplished (task **performance**)

Needfinding

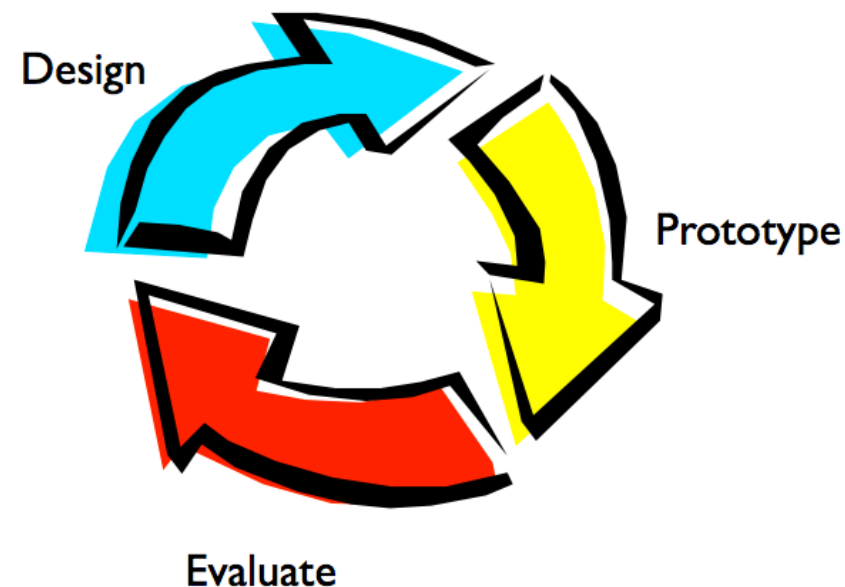
- Given an existing artifact and humans doing a set of tasks, determine **goals** and identify **usability issues** that decrease task performance

User-centered design

- Given humans with goals and tasks, design an **artifact** that helps to accomplish these tasks

Iterative User-centered design

- Given humans with goals and tasks, **redesign** an **existing** artifact that helps to accomplish these tasks **faster** and **more successfully**




Usability evaluation

- Given humans with goals and tasks and a new artifact, identify usability **issues** that decrease task performance

Empirical: Usability evaluation **study**

- Given humans with goals and tasks and an artifact, **observe humans to** identify usability issues that decrease task performance
- Offers ground truth (subject to measurement error and sampling bias)



Analytical: Usability **principles**

- Given humans with goals and tasks and an artifact, **assess for conformance to UI principles** to identify usability issues that decrease task performance
- Enables ground truth to be roughly approximated using lightweight evaluation method

Why study usability?



Adapted from Maneesh Agrawala & Bjoern Hartmann

Life-Threatening Errors

- 1995 American Airlines jet **crashed** into canyon wall, killing all aboard
- On approach to Rozo airport in Colombia
- Pilot skipped some of the approach procedures
- Pilot typed in “R” and system **completed** full name of airport to Romeo
- Guidance system executed turn at low altitude to head for Romeo airport
- 9 seconds later plane struck canyon wall
- Is the pilot to blame?
- http://en.wikipedia.org/wiki/American_Airlines_Flight_965



What usability is not



- Not “dummy proofing”
- Not being “user-friendly”
- Not just “usability testing”
- Not just making software pretty

The user is NOT like me

- Understanding user needs, tasks, goals

Human-Computer Interaction

“a discipline concerned with the design, evaluation, and implementation of interactive computing systems for human use and with the study of major phenomena surrounding them.”
ACM SIGCHI Curriculum Development Group Report, 1992



Heuristic evaluation

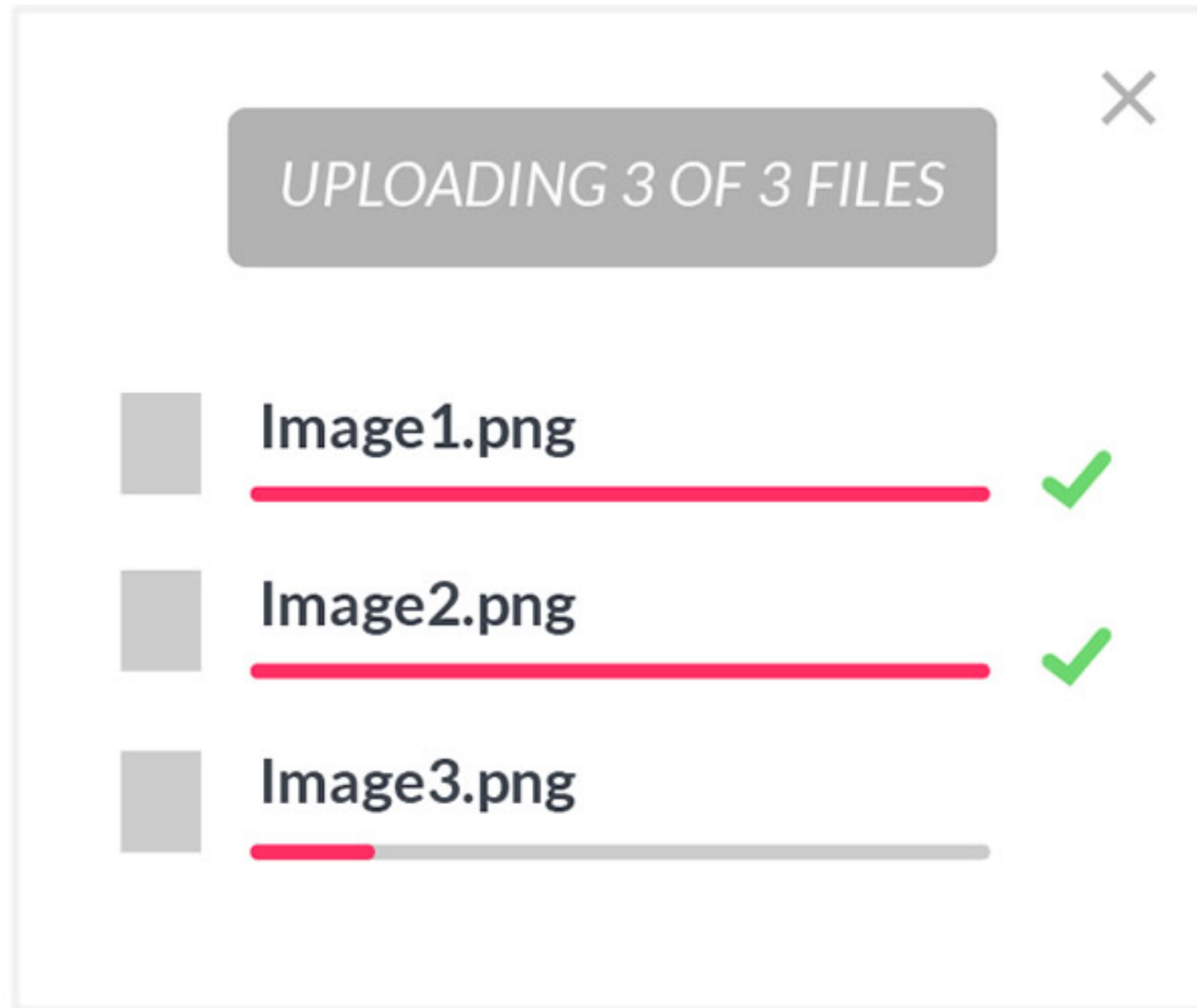
- “**Discount** usability engineering methods”
 - Pioneered by Jakob Nielsen in the 1990s
- Involves a small team of evaluators to evaluate an interface based on recognized usability principles
- Heuristics—“rules of thumb”

Adapted from slides by Bonnie John and Jennifer Mankoff

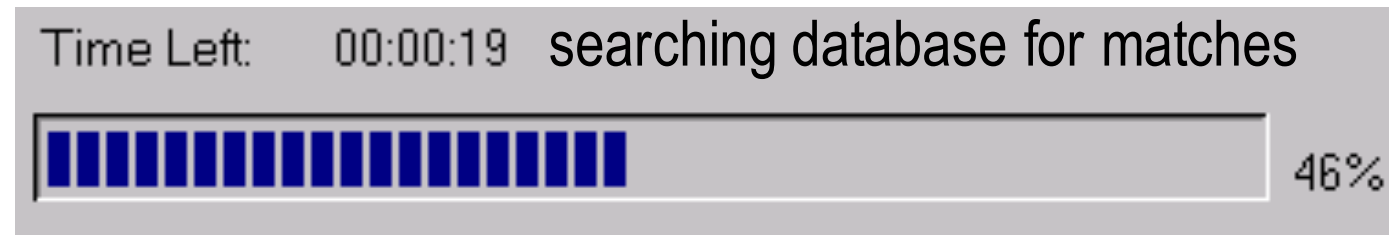
Heuristics

1. Visibility of system status
2. Match between system and the real world
3. User control and freedom
4. Consistency and standards
5. Error prevention
6. Recognition vs. recall
7. Flexibility and efficiency of use
8. Aesthetic and minimalist design
9. Help users recognize, diagnose, and recover from errors
10. Help and documentation

H1: Visibility of System Status

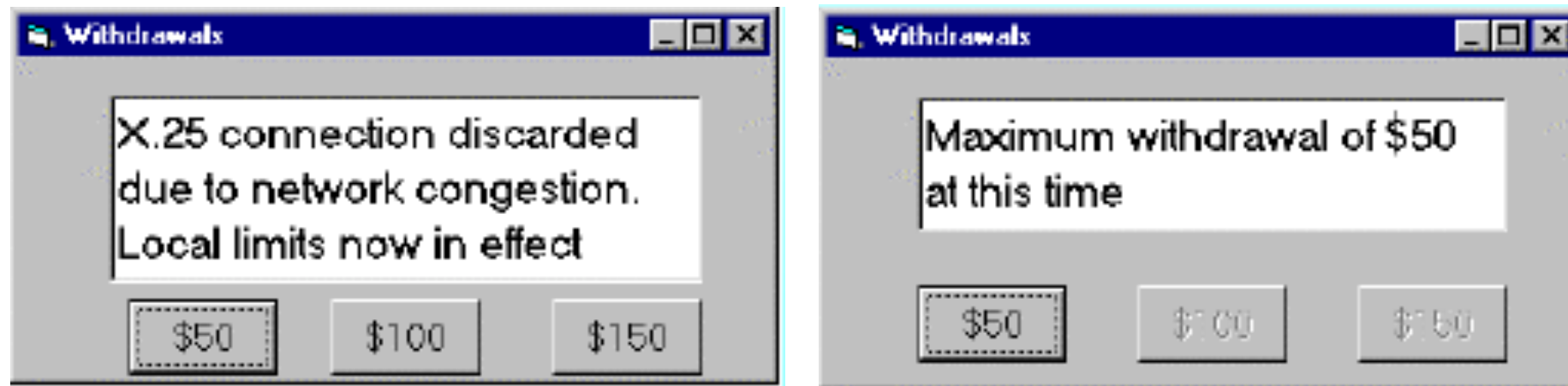


H1: Visibility of System Status

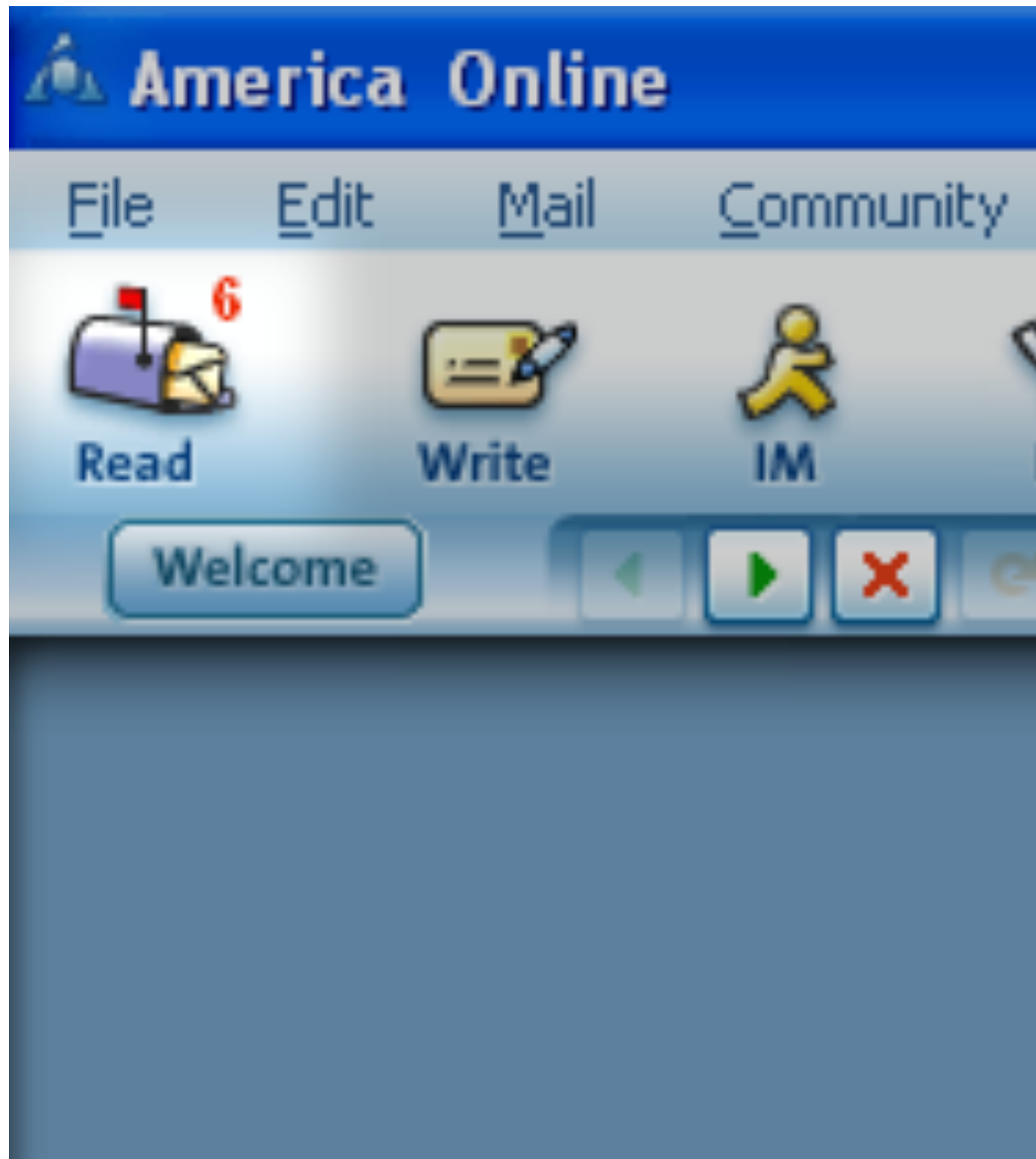



- What input has been received--Does the interface above say what the search input was?
- What processing it is currently doing--Does it say what it is currently doing?
- What the results of processing are--Does it give the results of processing?
- Feedback allows user to monitor progress towards solution of their task, allows the closure of tasks and reduces user anxiety (Lavery et al)

H2: Match between system and the real world

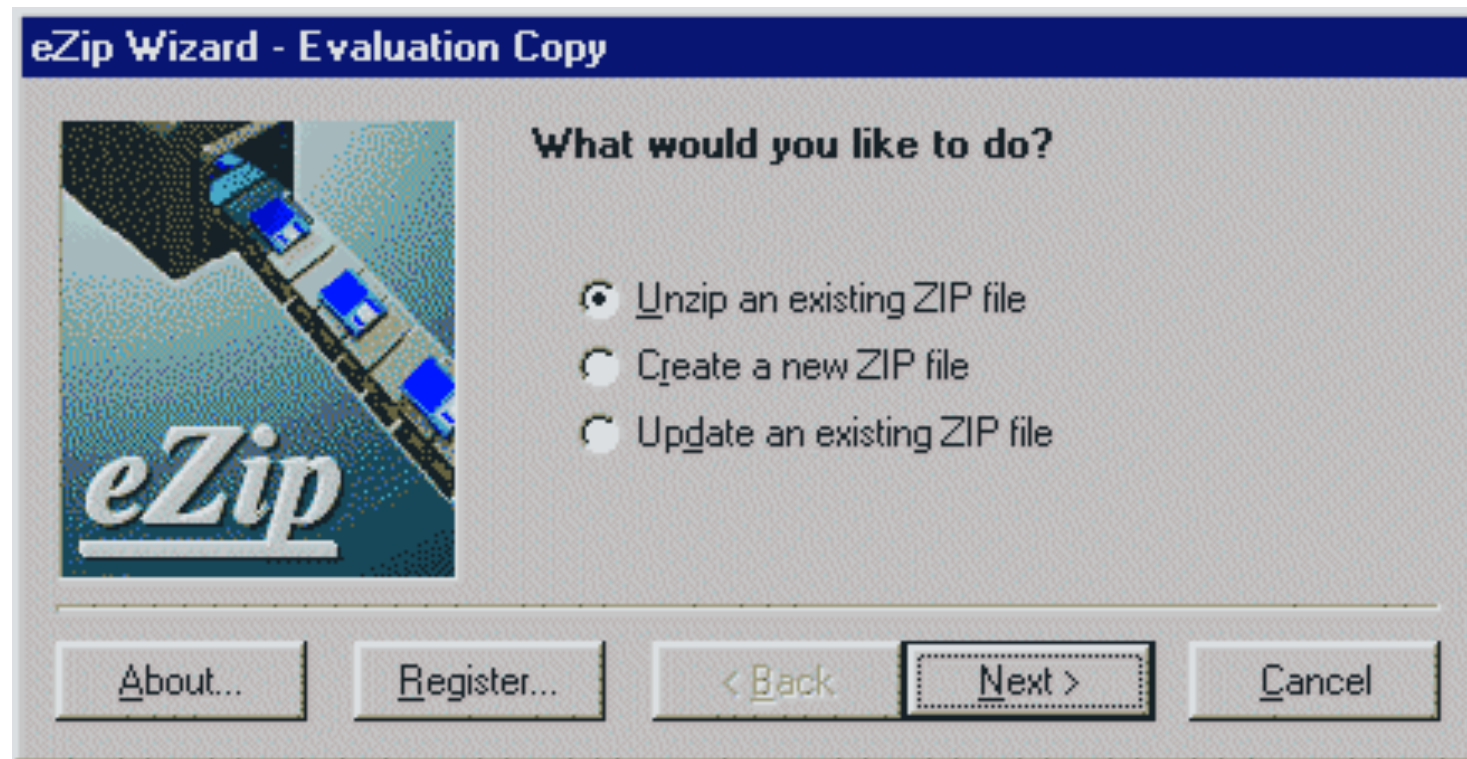


- Speak the users' language
- Follow real world conventions



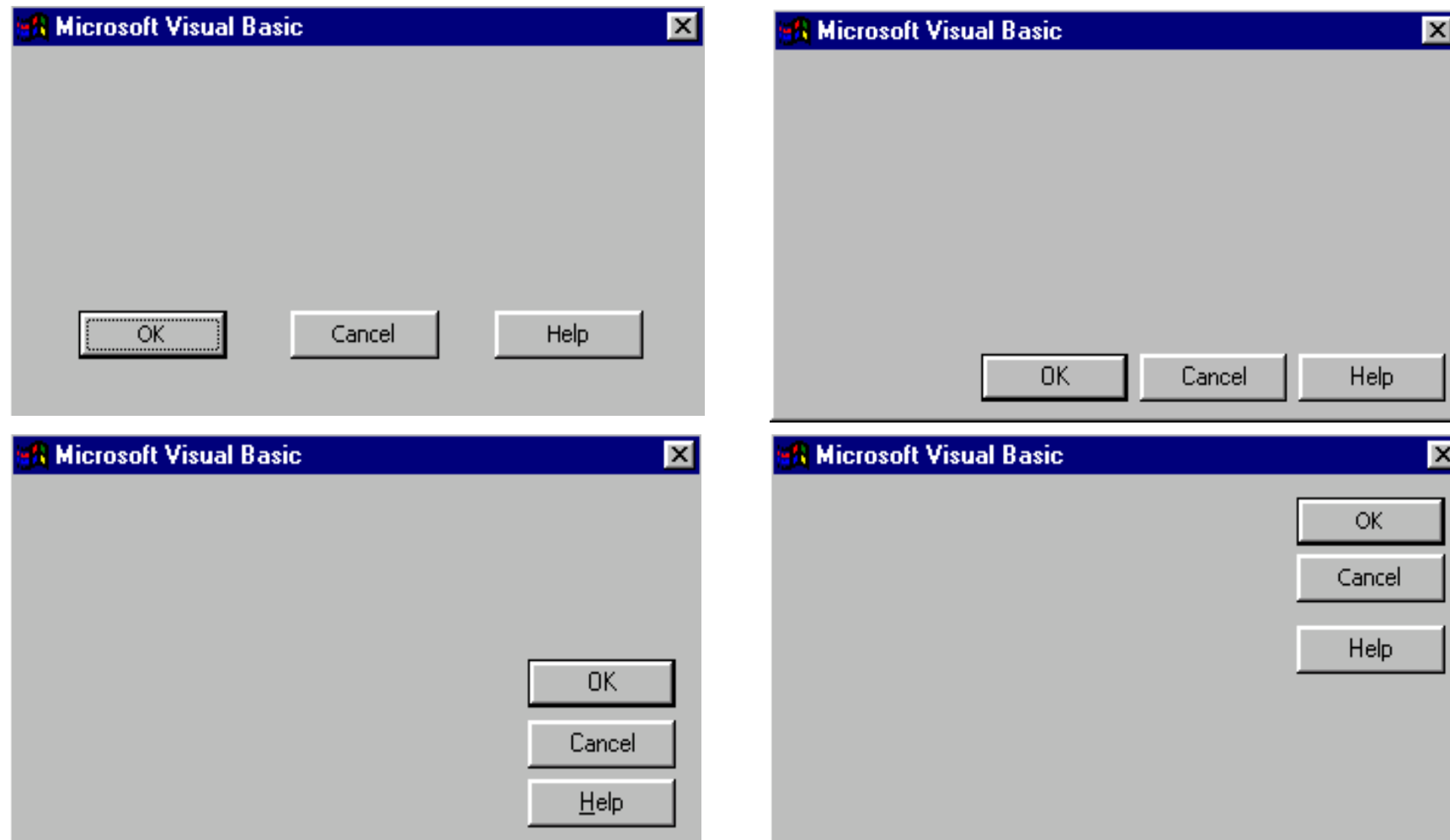


H3: User Control and Freedom



- “Exits” for mistaken choices, undo, redo
- Don’t force down fixed paths

H4: Consistency and Standards



- Same words, situations, actions, should mean the same thing in **similar** situations; same things look the same, be located in the same place.
- Different things should be different



H5: Error prevention

Form1

Date:

Month Day Year

May 22 1997
Month Day Year

May 22 1997

Appointment

General Attendees Notes Planner

When

Start 8:30 AM Wed 5 /14 /97

End 4:30 PM Wed 5 /14 /97

☐ All day

Description

Smart Technology Sen

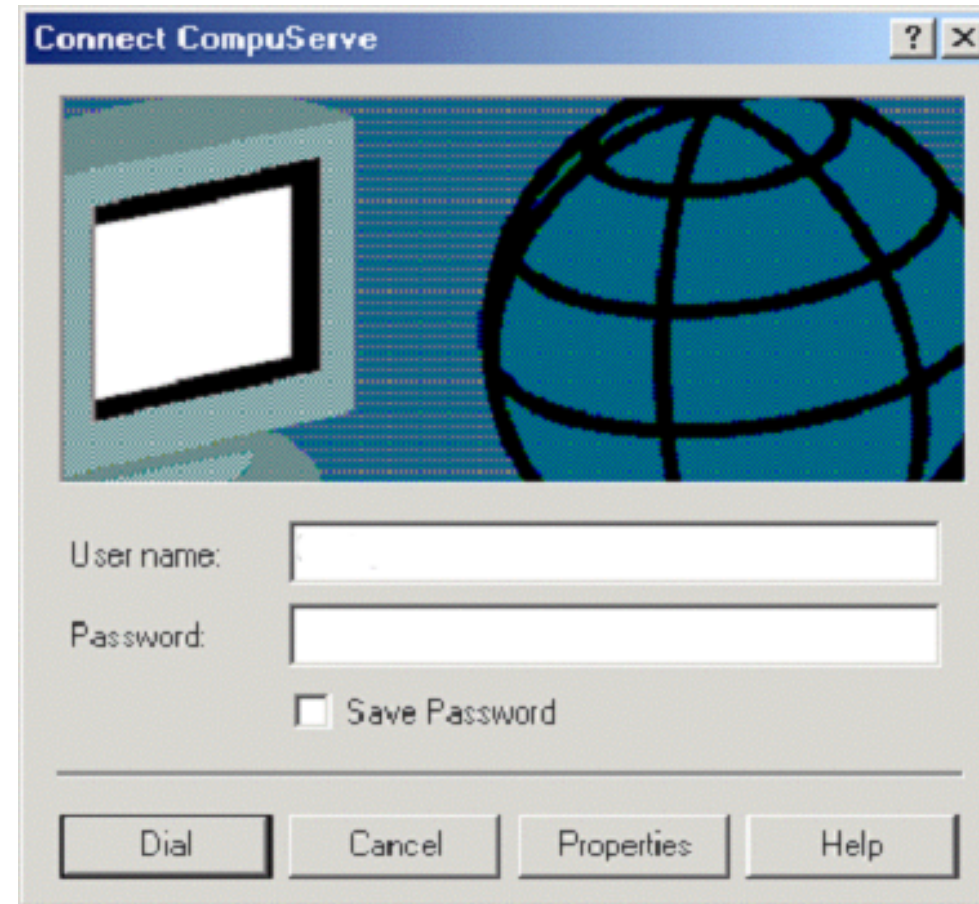
May 1997

S	M	T	W	T	F	S
27	28	29	30	1	2	3
4	5	6	7	8	9	10
11	12	13	14	15	16	17
18	19	20	21	22	23	24
25	26	27	28	29	30	31
1	2	3	4	5	6	7

Where:

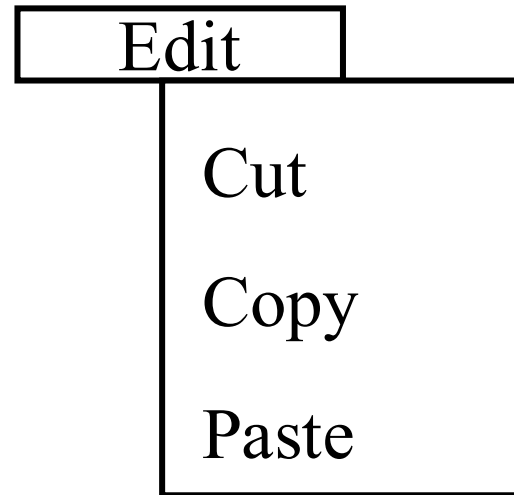
- Careful design which prevents a problem from occurring in the first place

H6: Recognition rather than recall



- Make objects, actions and options visible or easily retrievable

H7: Flexibility and Efficiency of Use



- Accelerators for experts (e.g., gestures, kb shortcuts)
- Allow users to tailor frequent actions (e.g., macros)

H8: Aesthetic and Minimalist design

Form Title -- (appears above URL in most browsers and is used by W/W/W search)		Background Color:
Q&D Software Development Order Desk		FFFBF0
Form Heading -- (appears at top of Web page in bold type)		Text Color:
Q&D Software Development Order Desk <input checked="" type="checkbox"/> Center		000080
E-Mail responses to (will not appear on)	Alternate (for mailto forms only)	Background Graphic
dversch@q-d.com		
Text to appear in Submit button	Text to appear in Reset button	<input type="radio"/> Mailto
Send Order	Clear Form	<input checked="" type="radio"/> CGI
Scrolling Status Bar Message (max length = 200 characters)		
WebMania 1.5b with Image Map Wizard is here!		
<< Prev Tab		Next Tab >>

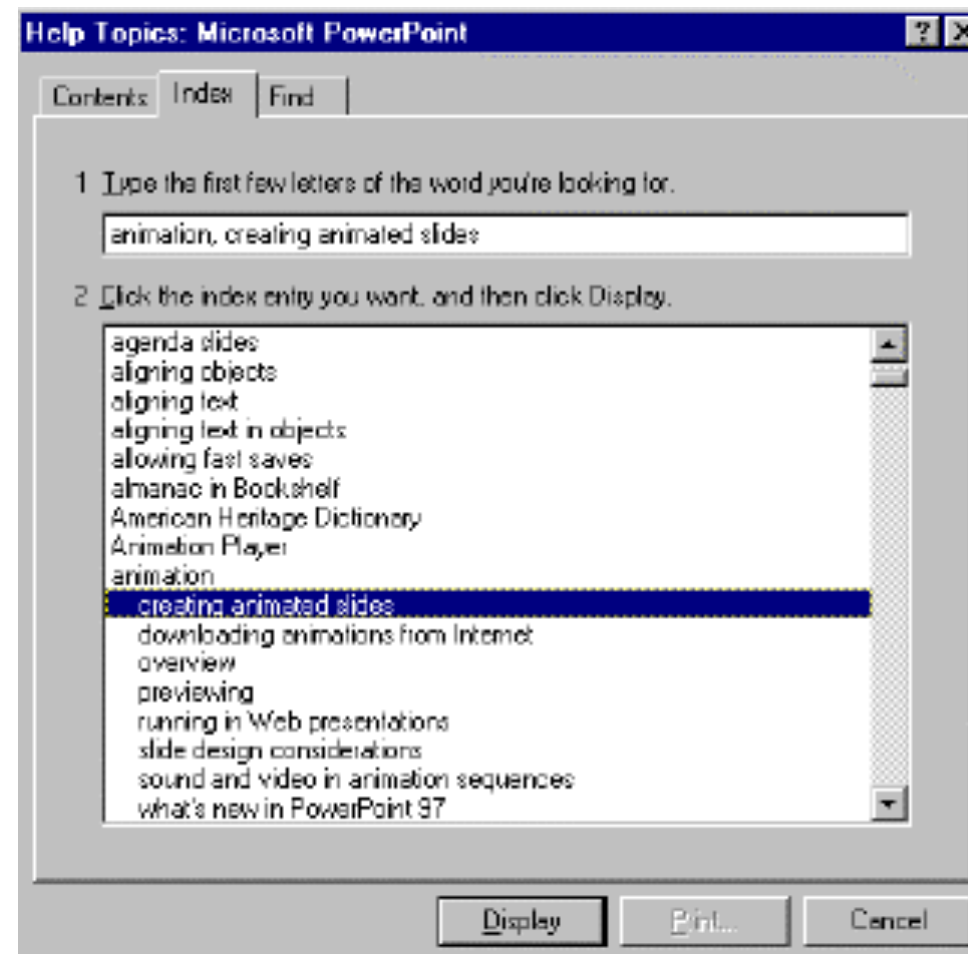
- Interfaces should not contain irrelevant or rarely needed information

H9: Help users recognize, diagnose, and recover from errors



- Error messages in language user will understand
- Precisely indicate the problem
- Constructively suggest a solution

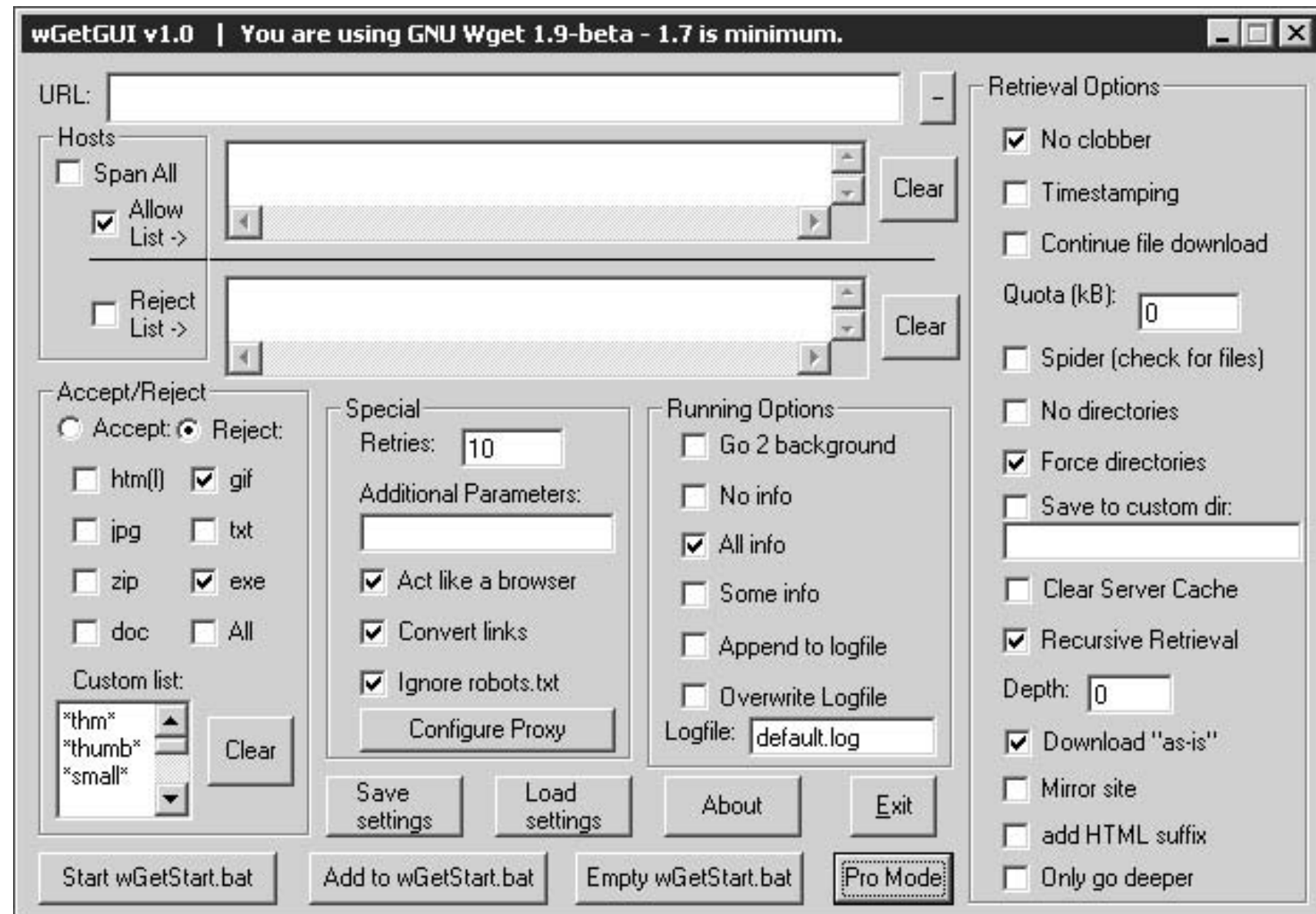
H10: Help and documentation



- Easy to search
- Focused on the user's task
- List concrete steps to carry out
- Always available

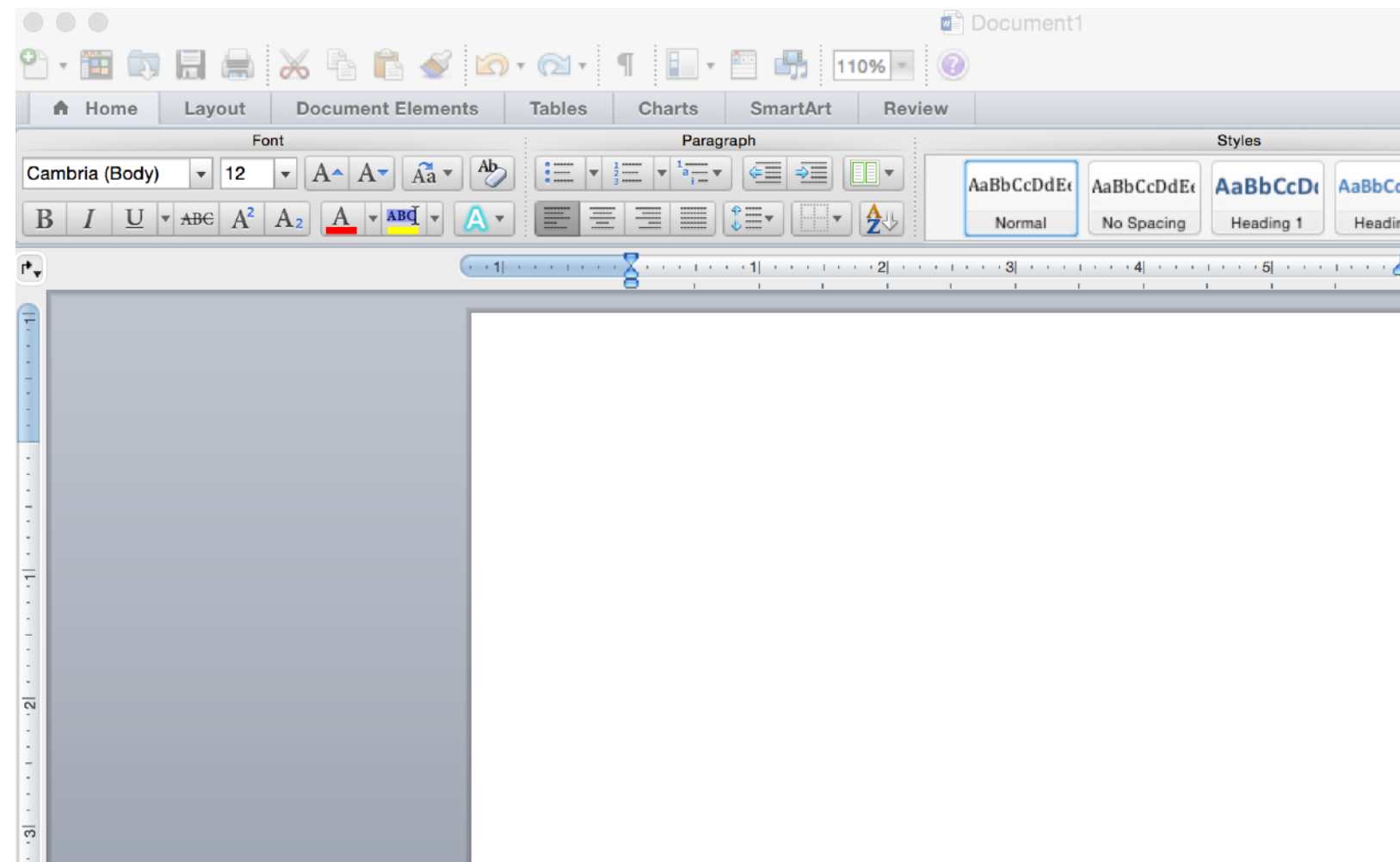
Example

1. Visibility of system status
2. Match between system and the real world
3. User control and freedom
4. Consistency and standards
5. Error prevention
6. Recognition vs. recall
7. Flexibility and efficiency of use
8. Aesthetic and minimalist design
9. Help users recognize, diagnose, and recover from errors
10. Help and documentation



Example

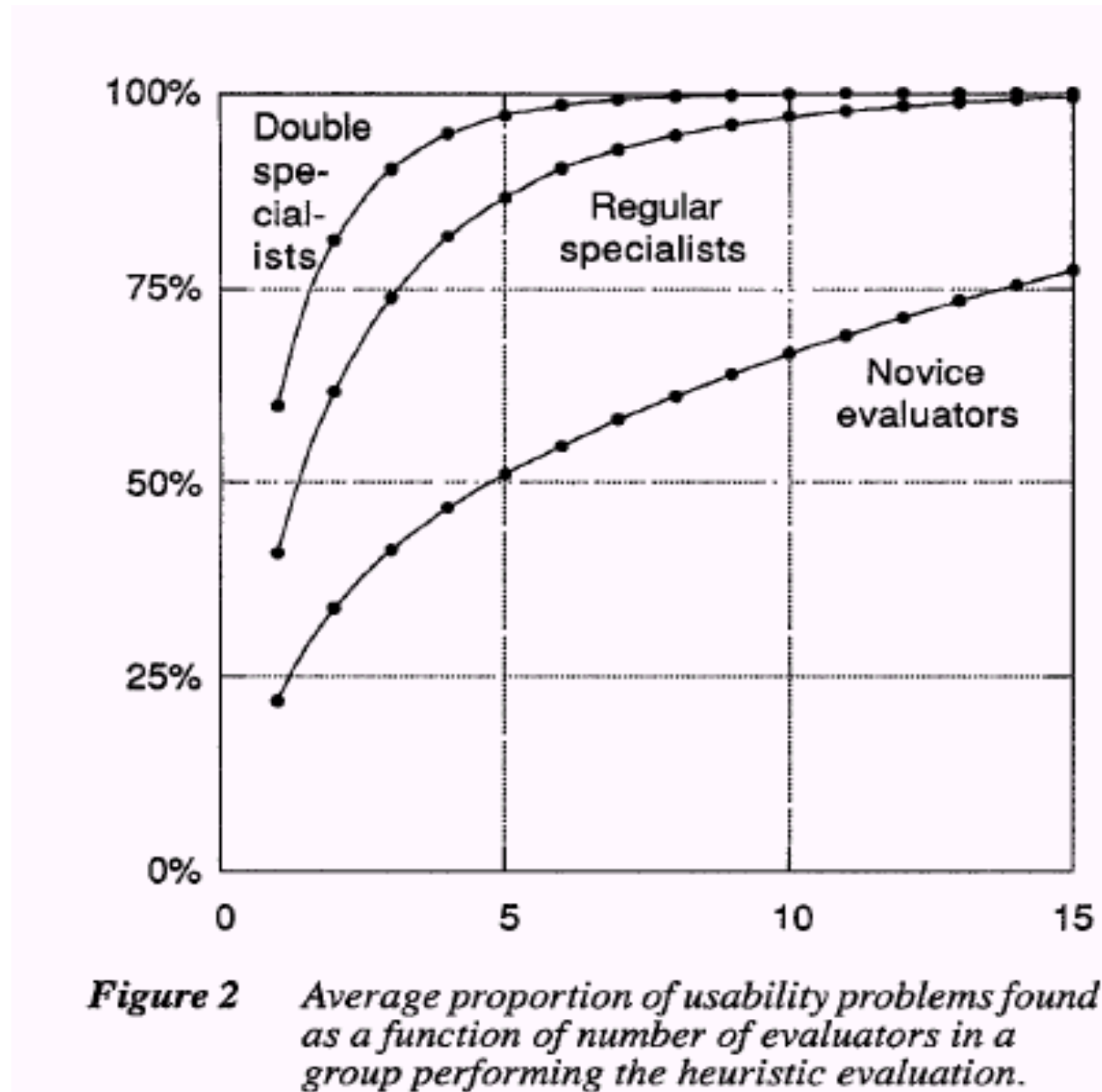
1. Visibility of system status
2. Match between system and the real world
3. User control and freedom
4. Consistency and standards
5. Error prevention
6. Recognition vs. recall
7. Flexibility and efficiency of use
8. Aesthetic and minimalist design
9. Help users recognize, diagnose, and recover from errors
10. Help and documentation



Using heuristic evaluation

- Can be used informally to identify issues in a website
- Can be used as a more formal usability inspection method
- Evaluators each first separately identify issues
- Issues then combined from each evaluator

Heuristic evaluation in groups



Advantages of HE

- “Discount usability engineering” - Intimidation low
- Don’t need to identify tasks, activities
- Can identify some fairly obvious fixes
- Can expose problems user testing doesn’t expose
- Provides a language for justifying usability recommendations

Disadvantages of HE

- Un-validated
- Do not employ real users
- Can be error prone
- Better to use usability experts
- Problems unconnected with tasks
- Heuristics may be hard to apply to new technology

Ways to use HE

- Early in design process to catch major issues
- When time or resources are not available for empirical usability evaluation

In class activity

- Form groups of 3 or 4
- Together select an application or website (e.g., Word, Twitter)
- Work individually identify at least 1 usability issue
- For each issue, identify the heuristic, identify the functionality in the application, and summarize how the heuristic is violated in a few sentences