

Deployment

SWE 432, Fall 2017

Design and Implementation of Software for the Web

Today

- Big picture: from ideas to great products
 - How do we structure the process that gets us those products?
- Buzzwords:
 - DevOps, Continuous Integration, Continuous Deployment, Continuous Delivery, and how we got there
- No specific technologies!

What is a software process?

- A structured set of activities required to develop a software product
 - Specification
 - Design and implementation
 - Validation
 - Evolution (operation and maintenance)
- Goal: Minimize Risk
 - Falling behind schedule
 - Changes to requirements
 - Bugs/unintended effects of changes

Software Specification

- The process of establishing what features and services are required, as well as the constraints on the system's operation and development.
- Requirements engineering process
 - Feasibility study;
 - Requirements elicitation and analysis;
 - Requirements specification;
 - Requirements validation.

Software Design & Implementation

- The process of converting the system specification into an executable system.
- Software design
 - Design a software structure that realizes the specification;
- Implementation
 - Translate this structure into an executable program;
 - The activities of design and implementation are closely related and may be inter-leaved.

Software Validation

- Verification and validation (V & V) is intended to show that a system conforms to its specification and meets the requirements of the customer(s).
- Involves checking and review processes, and acceptance or beta testing.
- Custom software: Acceptance testing involves executing the system with test cases that are derived from the real data to be processed by the system in the customer's environment.
- Generic software: Beta testing executes the system in many customers' environments under real use.

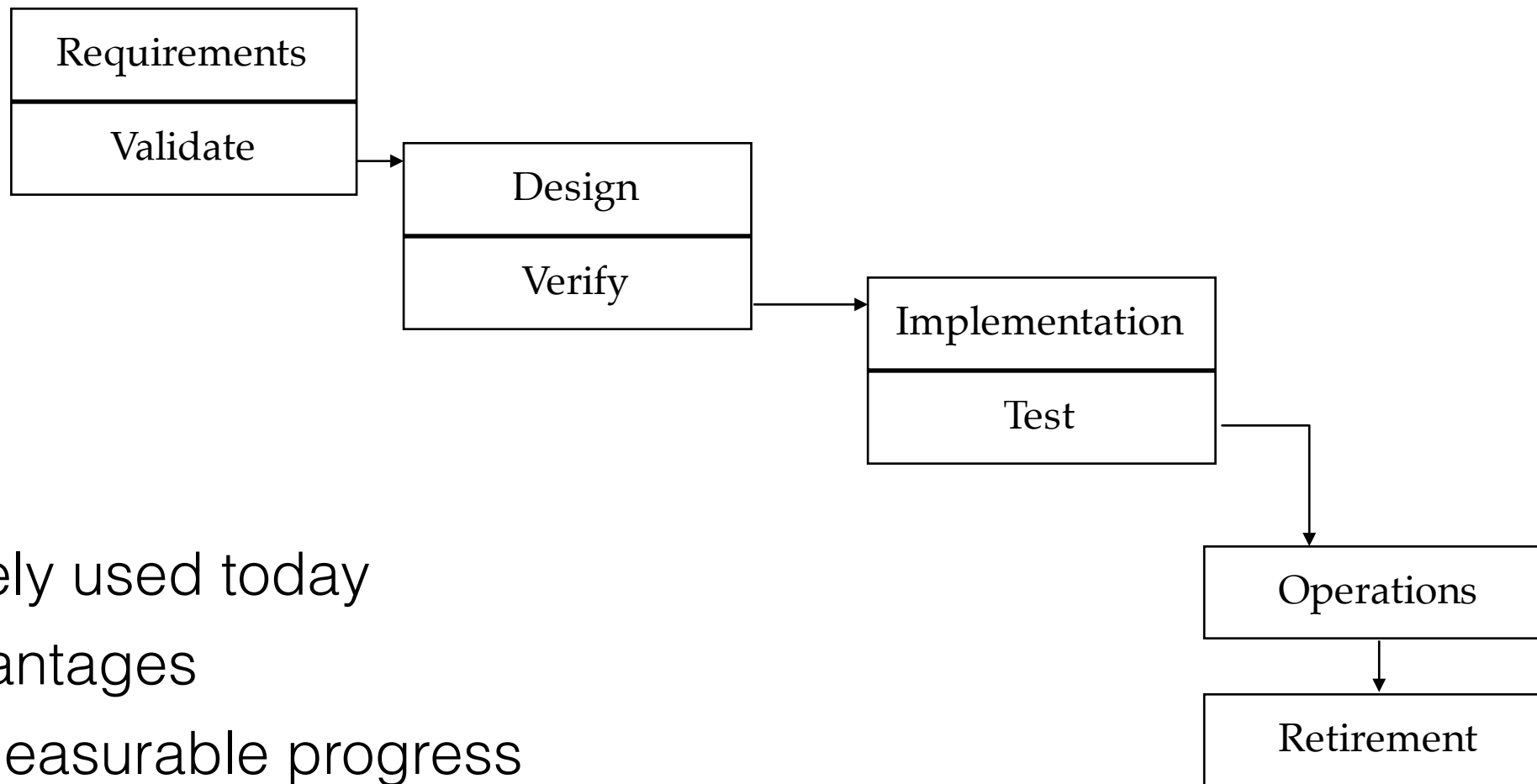
Software Evolution

- Software is inherently flexible and can change.
- As requirements change due to changing business circumstances, the software that supports the business must also evolve and change.
- Although there has historically been a demarcation between development and evolution, this is increasingly irrelevant as fewer and fewer systems are completely new.

Process Models

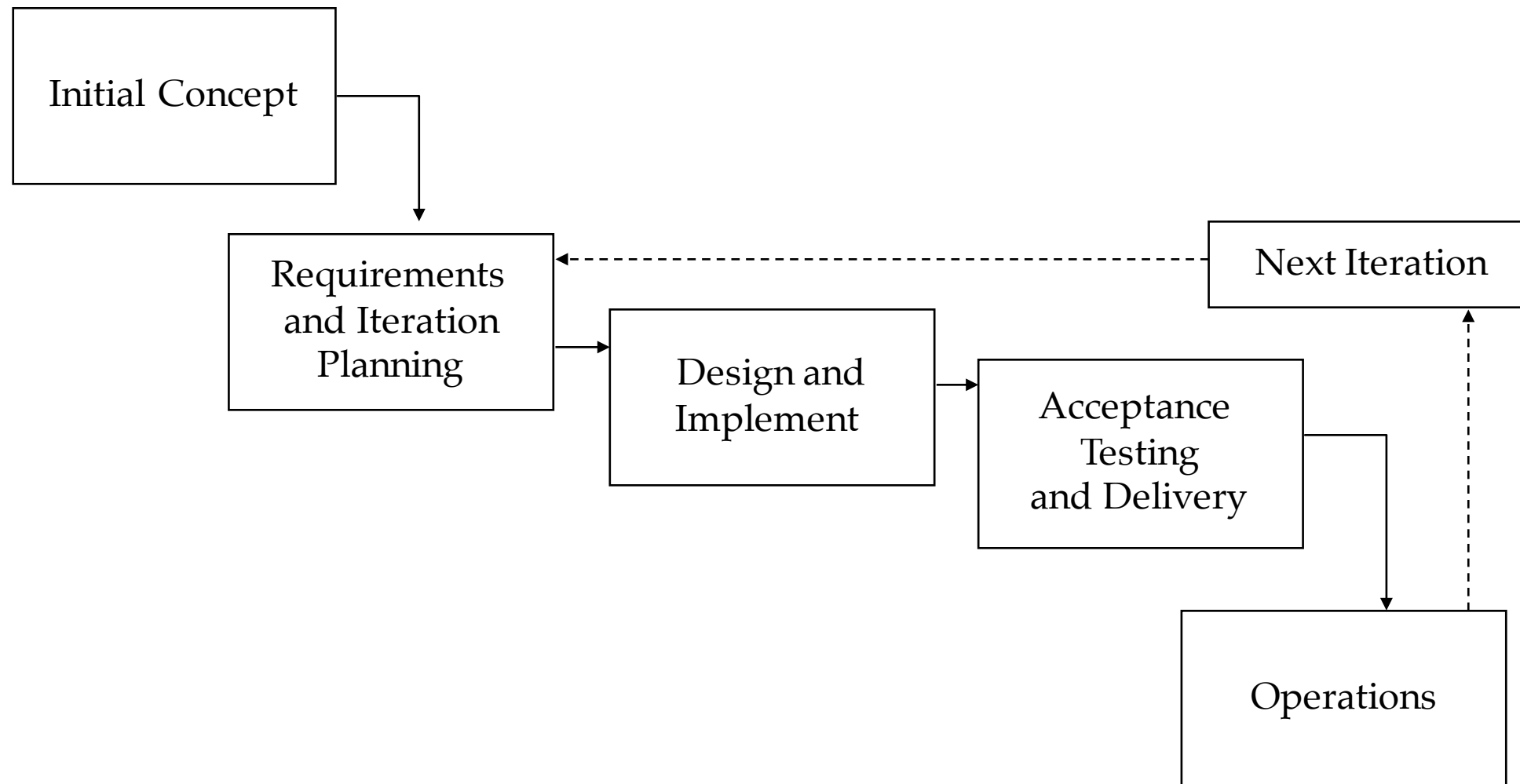
- If we say that building software requires:
 - Specification
 - Design/Implementation
 - Validation
 - Evolution
- How do we structure our organization/development teams/tasks to do this most efficiently?

Waterfall Model



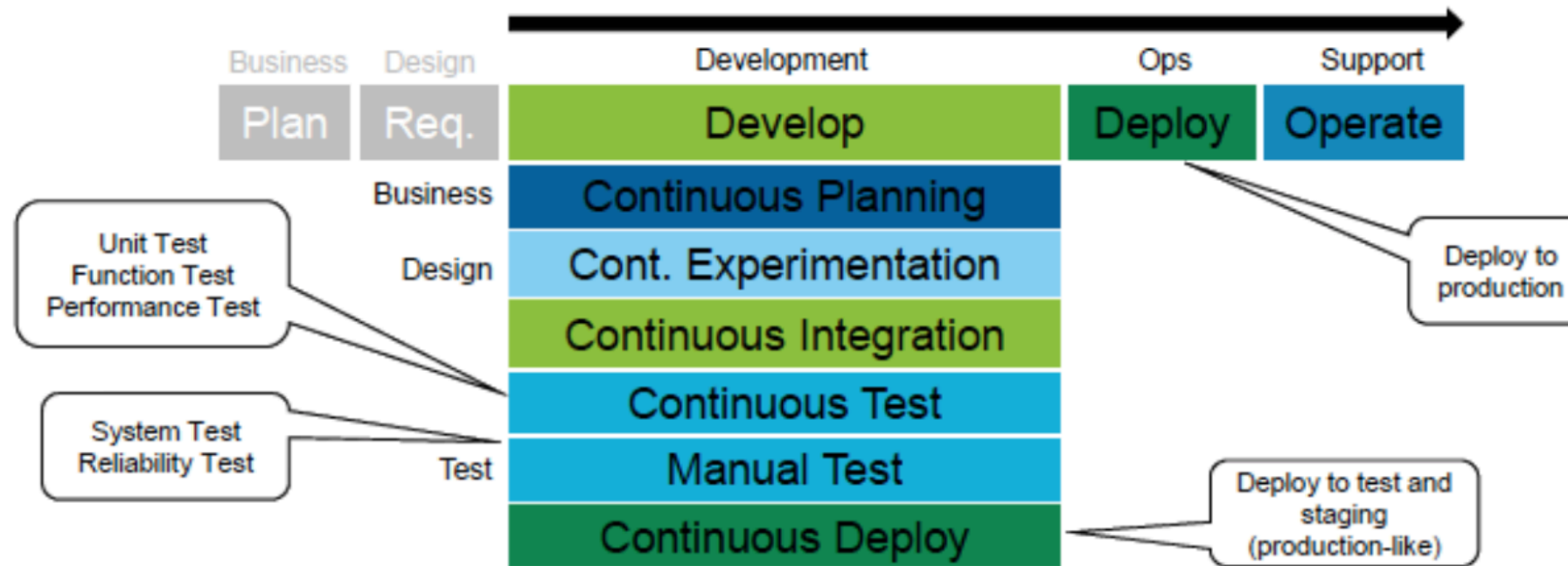
- Widely used today
- Advantages
 - Measurable progress
 - Experience applying steps in past projects can be used in estimating duration of “similar” steps in future projects
 - Produces software artifacts that can be re-used in other projects
- Disadvantages
 - Difficulty of accommodating change after the process is underway: One phase has to be complete before moving onto the next phase.

Agile Model



- Agile results in an *iterative* model, where each iteration is several weeks long and results in several features being built
- Recognize that requirements ALWAYS evolve as you are trying to build something
- Plus, maybe you can get useful feedback by delivering a partial app early

Continuous Development

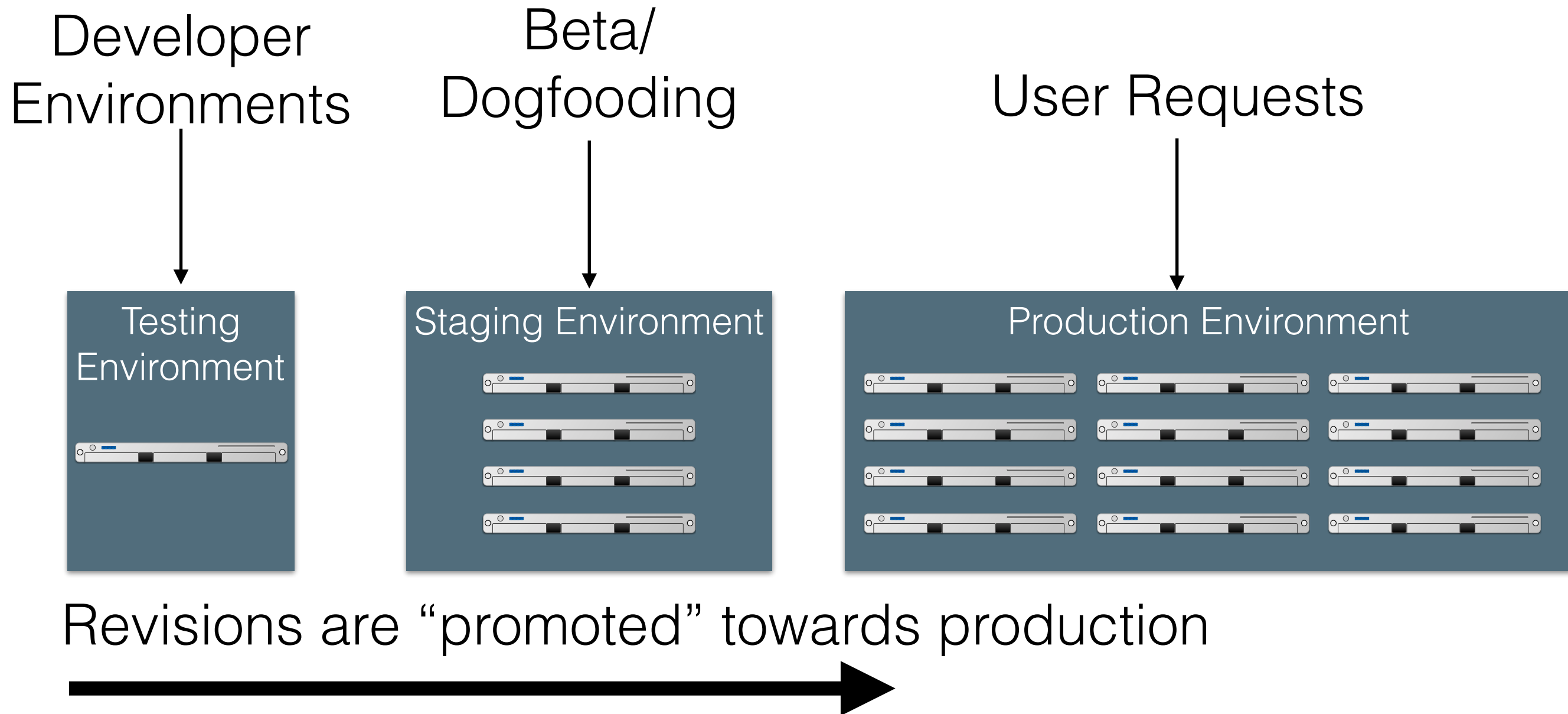


- Like agile, but...
- We are always working on different features
- We have a formal mechanism for deploying new versions of code and validating (test/staging/production)

The value of the Staging Environment

- As software gets more complex with more dependencies, it's impossible to simulate the whole thing when testing
- Idea: Deploy to a complete production-like environment, but don't have everyone use it
 - Examples:
 - “Eat your own dogfood”
 - Beta/Alpha testers
- Lower risk if a problem occurs in staging than in production

Test-Stage-Production



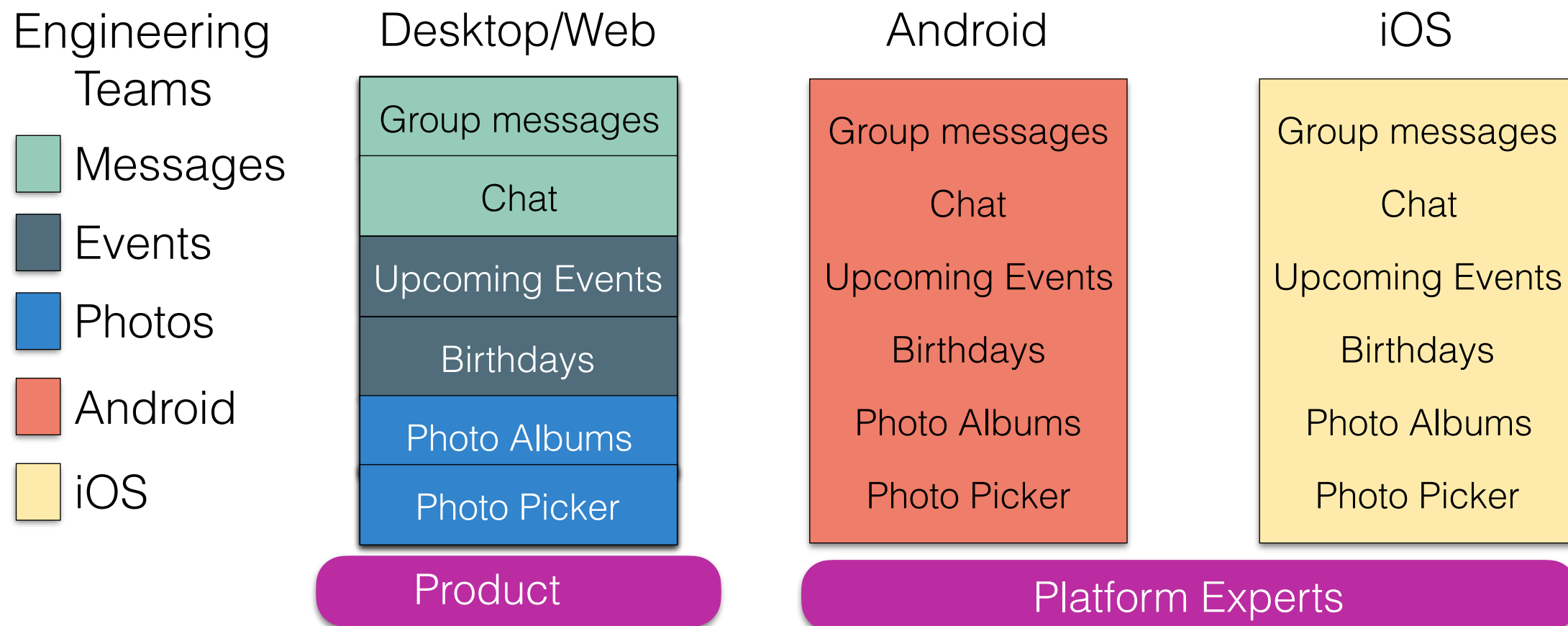
Operations Responsibility

- Once we **deploy**, someone has to monitor software, make sure it's running OK, no bugs, etc
- Assume 3 environments:
 - Test, Staging, Production
- Whose job is it?

	Developers	Operators		
Waterfall		Test	Staging	Production
Agile	Test		Staging	Production
DevOps	Test	Staging	Production	Production

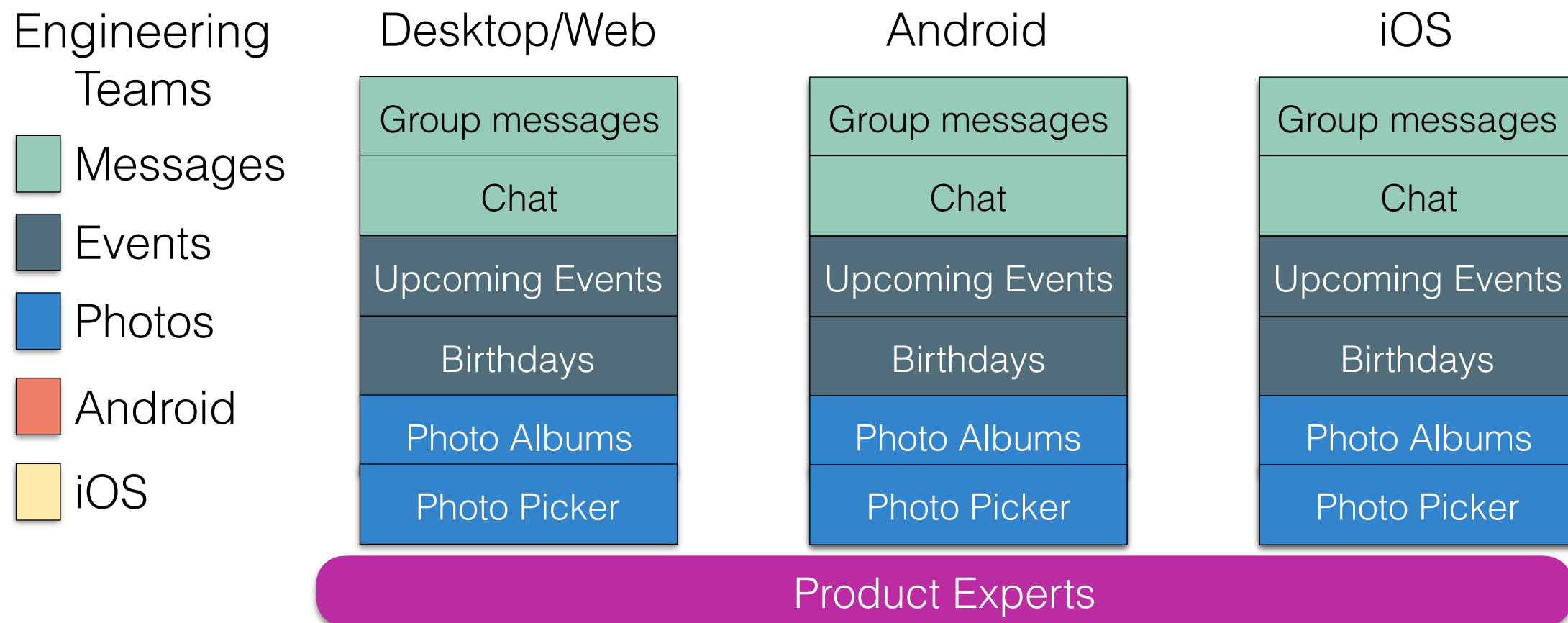
DevOps Values

- No silos, no walls, no responsibility "pipelines"
- One team owns changes "from cradle to grave"
- *You* are the support person for your changes, regardless of platform
- Example: Facebook mobile teams



DevOps Values

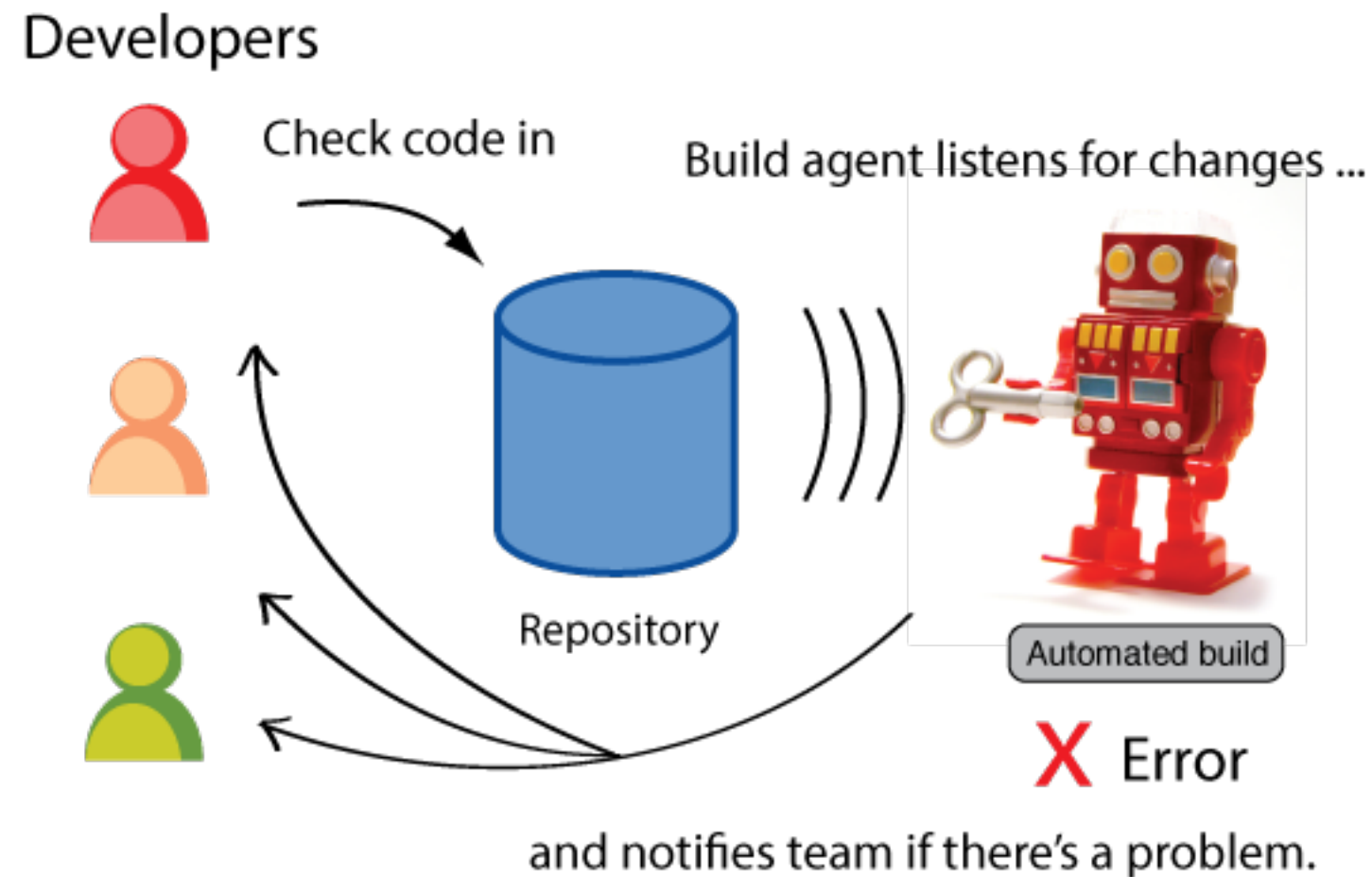
- No silos, no walls, no responsibility "pipelines"
- One team owns changes "from cradle to grave"
- *You* are the support person for your changes, regardless of platform
- Example: Facebook mobile teams



Continuous X

- Continuous Integration:
 - A practice where developers automatically build, test, and analyze a software change in response to every software change committed to the source repository.
- Continuous Delivery:
 - A practice that ensures that a software change can be delivered and ready for use by a customer by testing in production-like environments.
- Continuous Deployment:
 - A practice where incremental software changes are automatically tested, vetted, and deployed to production environments.

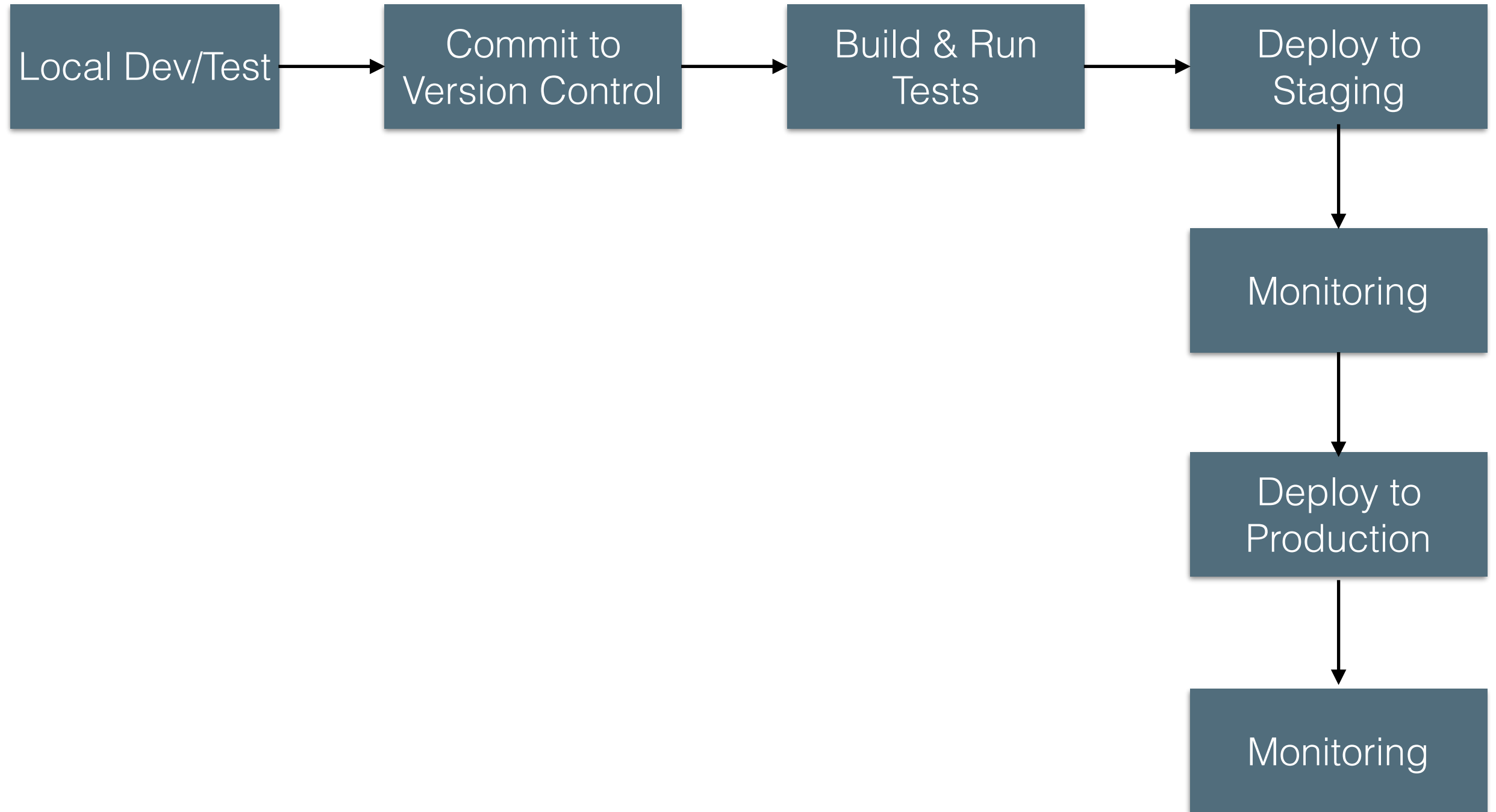
Continuous Integration



Continuous Integration

- Commit Code Frequently
- Don't commit broken code
- Fix broken builds immediately
- Write automated developer tools
- All tests and inspections must pass
- Run private builds
- Avoid getting broken code

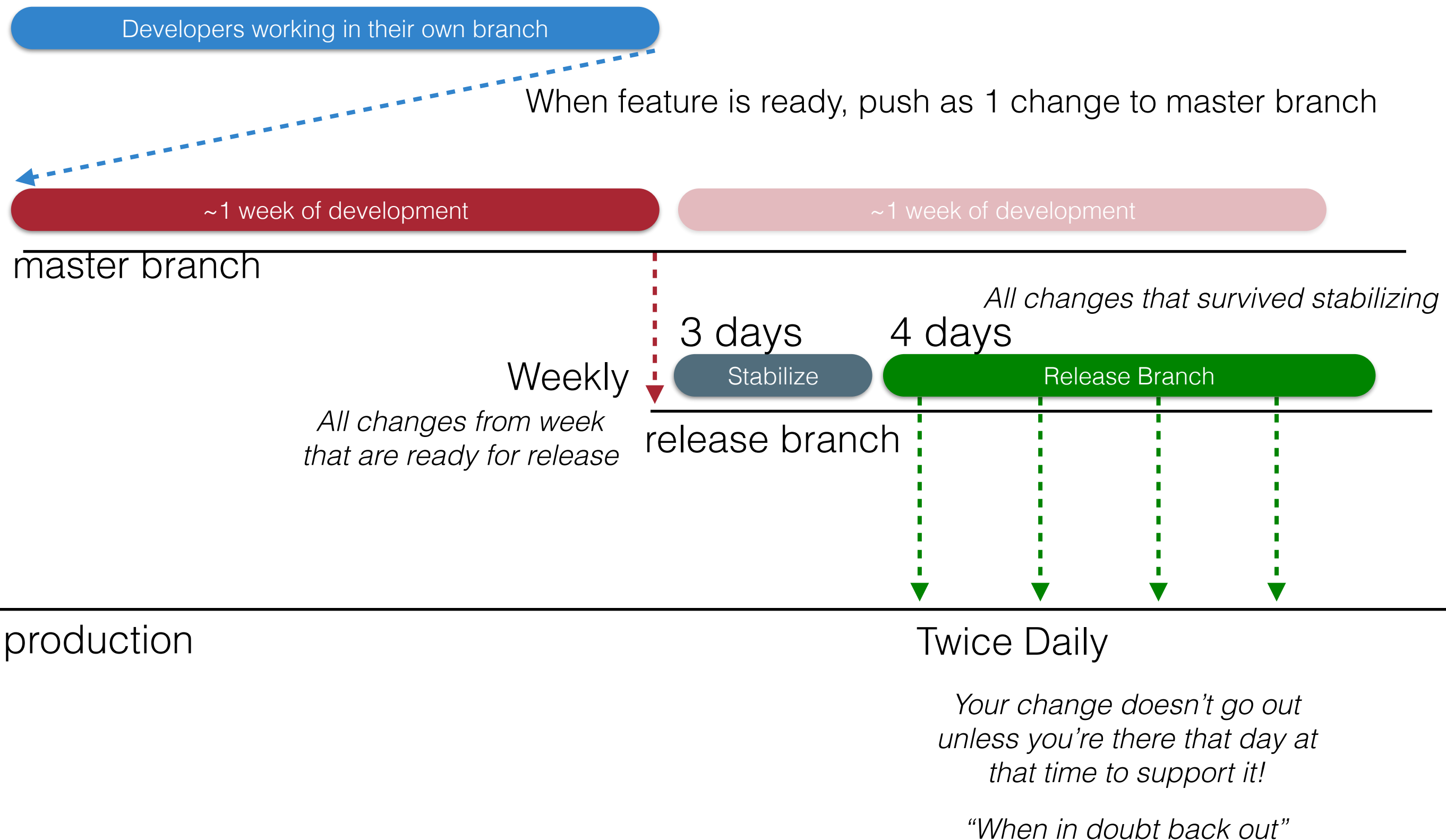
Deployment Pipeline



Deployment Pipeline

- Even if you are deploying every day, you still have some latency
- A new feature I develop today won't be released today
- But, a new feature I develop today can begin the **release pipeline** today (minimizes risk)
- **Release Engineer**: gatekeeper who decides when something is ready to go out, oversees the actual deployment process

Deployment Example: Facebook.com

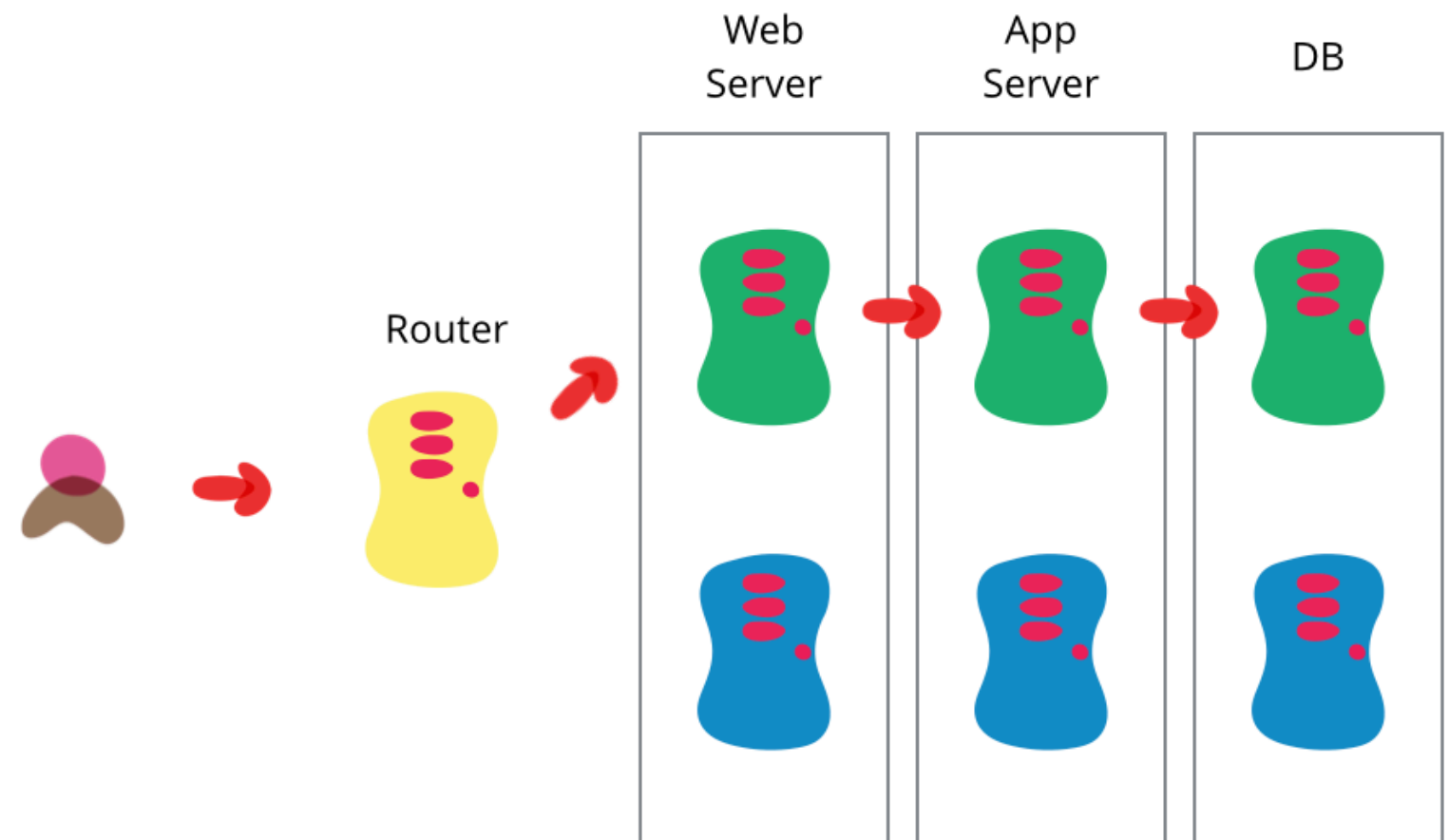


Continuous Integration & Continuous Deployment

- Thousands of changes coming together at once
- To isolate problems:
 - Every time that every change is potentially going to be introduced, the entire system is integrated and tested
- Facebook does 20,000-30,000 complete integrations PER DAY for mobile alone
- General rule:
 - Cost of compute time to run tests more often is way less than the cost of a failure

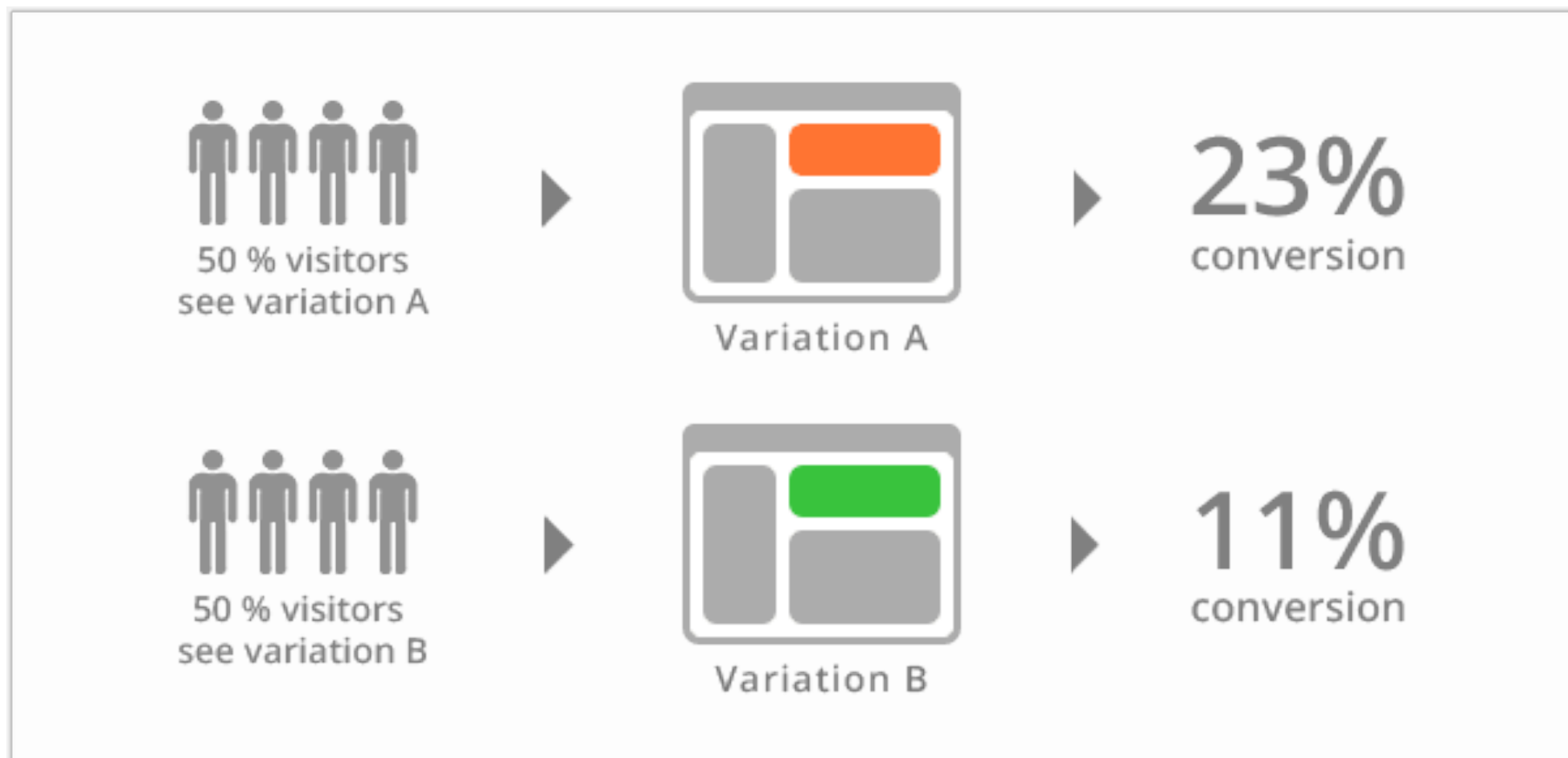
Blue-Green Deployment

- Always have 2 complete environments ready:
 - One that you're using now
 - One that you're just about ready to use
- Easily switch which is handling requests



A/B Testing

- Ways to test new features for usability, popularity, performance
- Show 50% of your site visitors version A, 50% version B, collect metrics on each, decide which is better

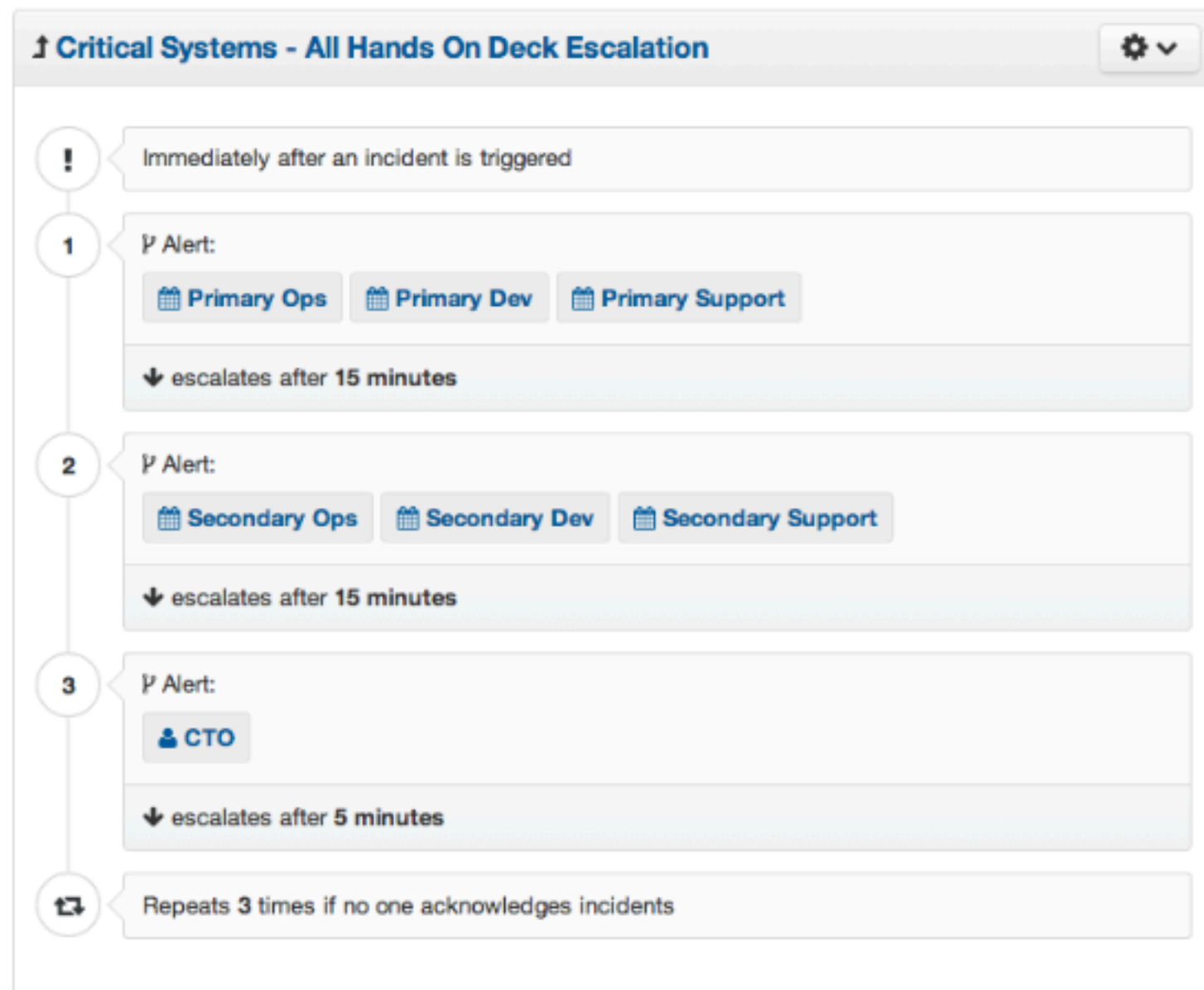


Monitoring


- Hardware
 - Voltages, temperatures, fan speeds, component health
- OS
 - Memory usage, swap usage, disk space, CPU load
- Middleware
 - Memory, thread/db connection pools, connections, response time
- Applications
 - Business transactions, conversion rate, status of 3rd party components


When things go wrong


- Automated monitoring systems can notify “on-call” staff of a problem
- Triage & escalation




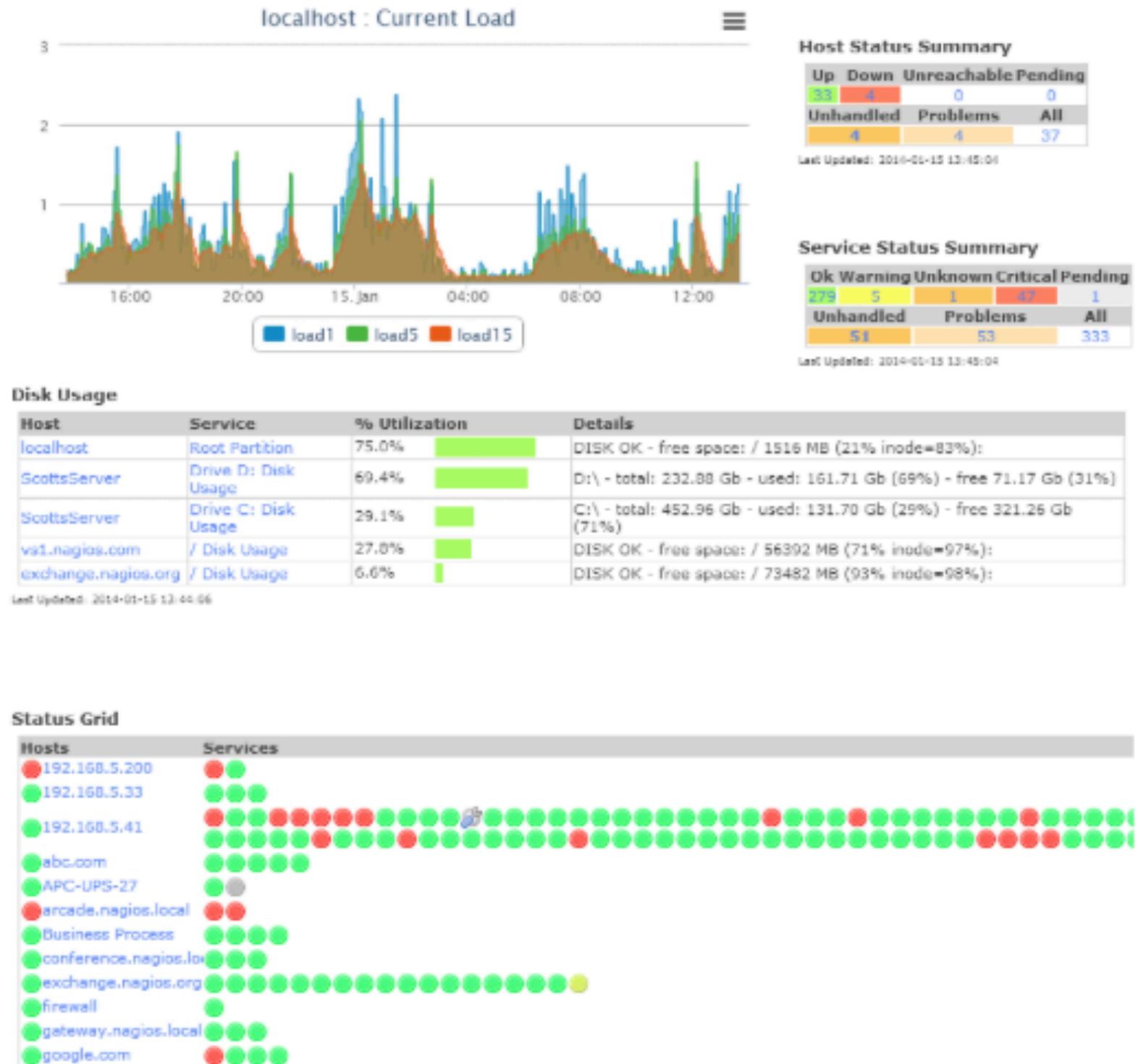
Monitoring Dashboards

² **TRIGGERED** app-17-east Load Average Critical
Naglos triggered an incident
at 15:21 • [PagerDuty](#)

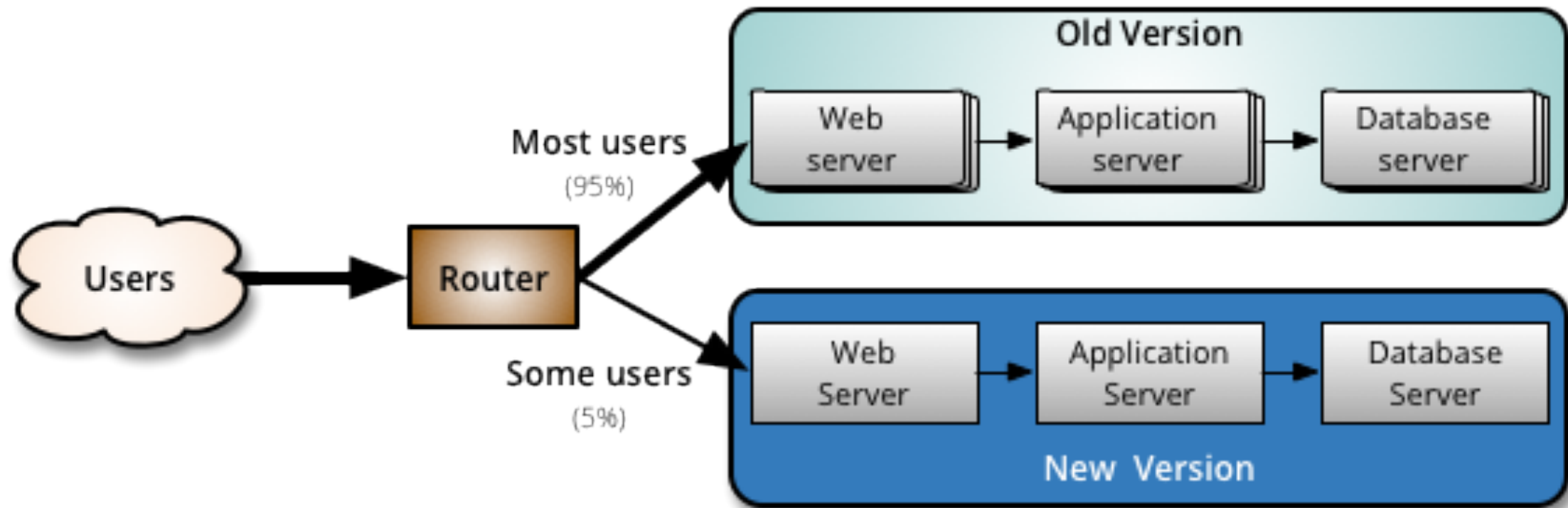
² **FAILURE** Deployment #426232 of jari to qa
Heaven Failed deploying jari to qa.
Heaven Started deploying jari to qa.
15:20 • [Heaven](#) #deploy #qa #jari #failure

⁶ jari build 297 was successful
jariBuild: #297 Result: SUCCESS URL:
<https://ci.f...v/job/jari/297/> ChangesSampo
Verkasalo 212d3ad Use RSS item description in thread
CI 15:18 • Jenkins • jari • [Jenkins](#)

⁶ master at flowdock/jari updated
OsQu a9feb33 Merge pull request #165 from flowd...
RedBulli 212d3ad Use RSS item description in thre...
RedBulli 2788509 Create ActiveJob that polls RSS ...
15:17 • 3 more messages • [GitHub](#)



Canaries



Monitor both:
But minimize impact of problems in new version

Making it happen

- Build Tools
- Test Automation
- Build Servers
- Deployment Tools

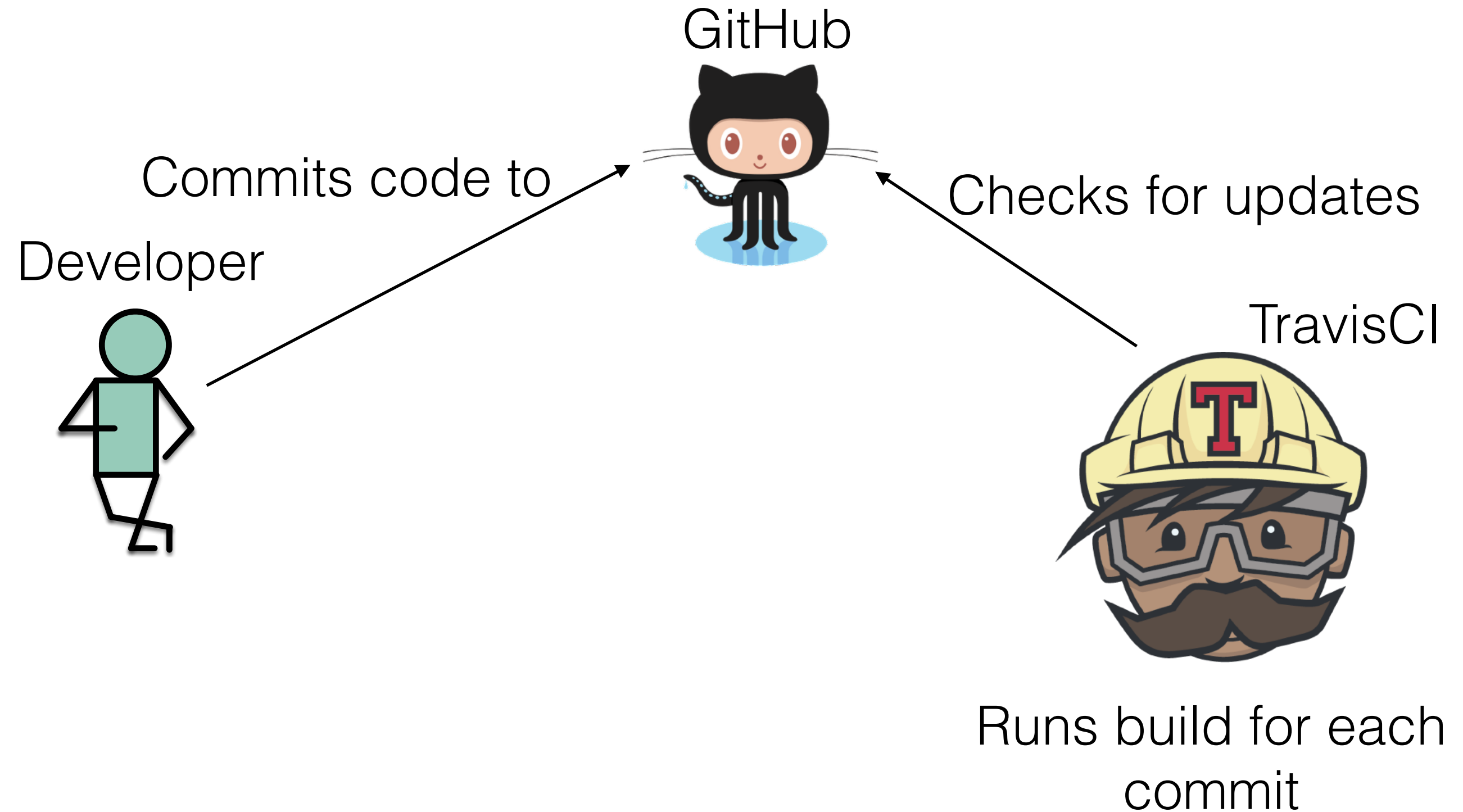
Build Tools

- Need to be able to automate construction of our executable software... Example:
 - “Install d3 with bower with grunt with npm with brew.” *phew*
- We'd like a general method for describing and executing build tasks:
 - Minify my code
 - Run my tests
 - Generate some documentation
 - Deploy to staging
- Ensure that builds are repeatable, reproducible and standard

Build Servers

- Once we have a standard mechanism for describing how to build our code, no reason to only build it on our own machine
- Continuous Integration servers run these builds in the cloud
 - Bamboo, Hudson/Jenkins, TravisCI
- Easy to use - typically monitors your source repository for changes, then runs a build
- Really helps with organizing tests and results
- Can scale the build server independently of the rest of your processes

TravisCI



TravisCI

- Can see history and status of each branch

Travis CI

BlogStatusHelp

Jonathan Bell

Search all repositories

My Repositories +

✓ Programming-Systems-Lab/pho #175

Duration: 41 min 31 sec

Finished: 10 days ago

✓ Programming-Systems-Lab/vmv #14

Duration: 1 min 29 sec

Finished: 12 months ago

Programming-Systems-Lab / phosphor

build passing

CurrentBranchesBuild HistoryPull Requests

More options

Default Branch

✓ master 60 builds	✓ #175 passed 10 days ago	e7ce551 Jonathan Bell	✓	✓	✓	✗	✗
-----------------------	------------------------------	--------------------------	---	---	---	---	---


Active Branches


✓ lazy-arrays 14 builds	✓ #174 passed about a month ago	b7d7bdb Jonathan Bell	✓	✓	✓	✓	✓
✗ dev 23 builds	✗ #140 failed 5 months ago	0aac6ca Jonathan Bell	✗	!	!	!	!
✗ lazy-prealloc 1 builds	✗ #138 failed 5 months ago	eecb2b4 Jonathan Bell	✗				

TravisCI

- Can also see status per-commit

Travis CI

 Blog Status Help

Jonathan Bell 

Search all repositories

My Repositories +

✓ Programming-Systems-Lab/pho #175


⌚ Duration: 41 min 31 sec

📅 Finished: 10 days ago

✓ Programming-Systems-Lab/vmv #14













⌚ Duration: 1 min 29 sec

📅 Finished: 12 months ago

Programming-Systems-Lab / phosphor 

build passing

Current Branches Build History Pull Requests More options

✓ master	Add obj input/output stream test for implicit flows	🔗 #175 passed	⌚ 41 min 31 sec
 Jonathan Bell		 e7ce551	📅 10 days ago
✓ lazy-arrays	Fix for AAI0B in getChars	🔗 #174 passed	⌚ 40 min 46 sec
 Jonathan Bell		 b7d7bdb	📅 about a month ago
✓ lazy-arrays	Fixes #35	🔗 #173 passed	⌚ 44 min 47 sec
 Jonathan Bell		 338dd75	📅 about a month ago
✓ lazy-arrays	Fixes #34	🔗 #172 passed	⌚ 40 min 50 sec
 Jonathan Bell		 fd84949	📅 about a month ago
✓ lazy-arrays	Fixes #32 and fixes #33	🔗 #171 passed	⌚ 43 min 23 sec
 Jonathan Bell		 6baf855	📅 about a month ago
✓ lazy-array	Change string setTaints to do merge rather than overw	🔗 #170 passed	⌚ 36 min 21 sec
 Jonathan Bell		 cbf0611	📅 about a month ago

Summary

- DevOps: Developers as Operators
- Continuous Integration & Deployment: Techniques for reducing time to get features out the door
- Staging environments reduce risk
- Build Systems and Services help automate CI

Readings for next time

- How CSS works
 - https://developer.mozilla.org/en-US/docs/Learn/CSS/Introduction_to_CSS/How_CSS_works
- Selectors
 - https://developer.mozilla.org/en-US/docs/Learn/CSS/Introduction_to_CSS/Selectors