

Crosscutting Concerns

SWE 795, Spring 2017

Software Engineering Environments

Today

- Part 1 (Discussion)(60 mins)
 - Discussion of readings
- Break!
- Part 2 (Lecture)(~70 mins)
 - Crosscutting concerns
- Part 3 (Group work)(~20 mins)
 - Time to work on HW2

Crosscutting Concerns

- What's a concern?
 - In what ways is it similar or different than task context?
 - Why does it matter if they crosscut?
- What approaches might help reduce challenges developers experience?

What's a concern?

Let me try to explain to you, what to my taste is characteristic for all intelligent thinking. It is, that one is willing to study in depth an aspect of one's subject matter in isolation for the sake of its own consistency, all the time knowing that one is occupying oneself only with one of the aspects. We know that a program must be correct and we can study it from that viewpoint only; we also know that it should be efficient and we can study its efficiency on another day, so to speak. In another mood we may ask ourselves whether, and if so: why, the program is desirable. **But nothing is gained —on the contrary!— by tackling these various aspects simultaneously. It is what I sometimes have called "the separation of concerns", which, even if not perfectly possible, is yet the only available technique for effective ordering of one's thoughts, that I know of. This is what I mean by "focusing one's attention upon some aspect": it does not mean ignoring the other aspects, it is just doing justice to the fact that from this aspect's point of view, the other is irrelevant.**


—Edsger W. Dijkstra. "On the role of scientific thought". 1974. EWD447.

Crosscutting concerns

- Ideal: one concern per module
- But, in practice modules exhibit
 - Scattering — single concern implemented in many modules
 - Tangling — single module containing many concerns

Task context

- Could be
 - Set of **information necessary** to complete a task
 - Set of locations in **code** that must be **edited** to implement a change (e.g., add feature, fix bug)
- Which is it? Often used interchangeably...
- Also known as a “working set”

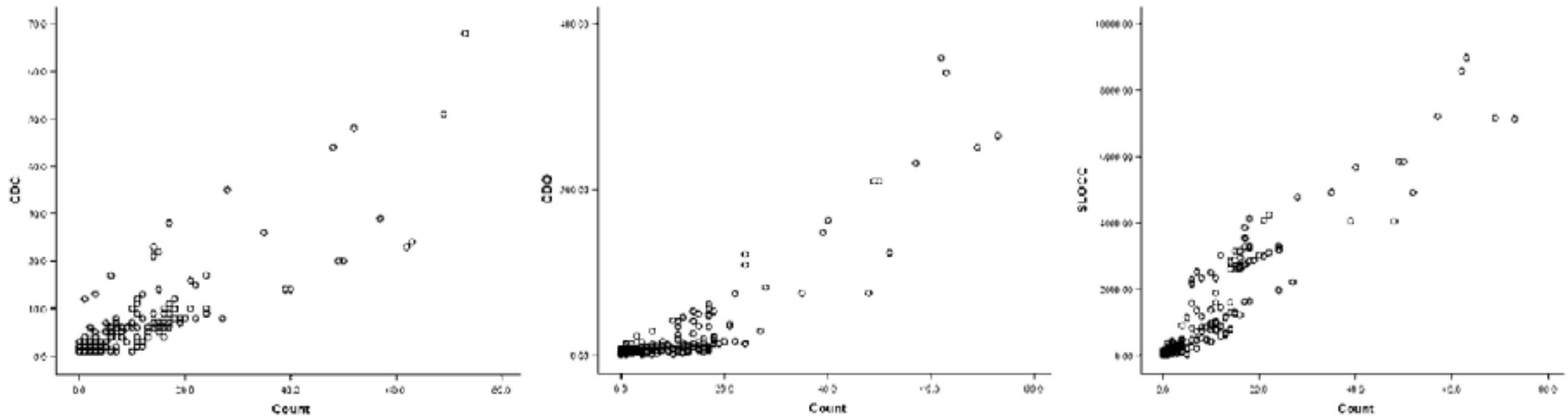


Problems caused by crosscutting concerns

- Identifying & understanding elements in task context
- Navigating between elements in task context

Scattered concerns are associated with higher defects

degree of scattering



defects

Marc Eaddy, Thomas Zimmermann, Kaitin D. Sherwood, Vibhav Garg, Gail C. Murphy, Nachiappan Nagappan, Alfred V. Aho:
Do Crosscutting Concerns Cause Defects? IEEE Trans. Software Eng. 34(4): 497-515 (2008)

Significant time spent navigating across task context

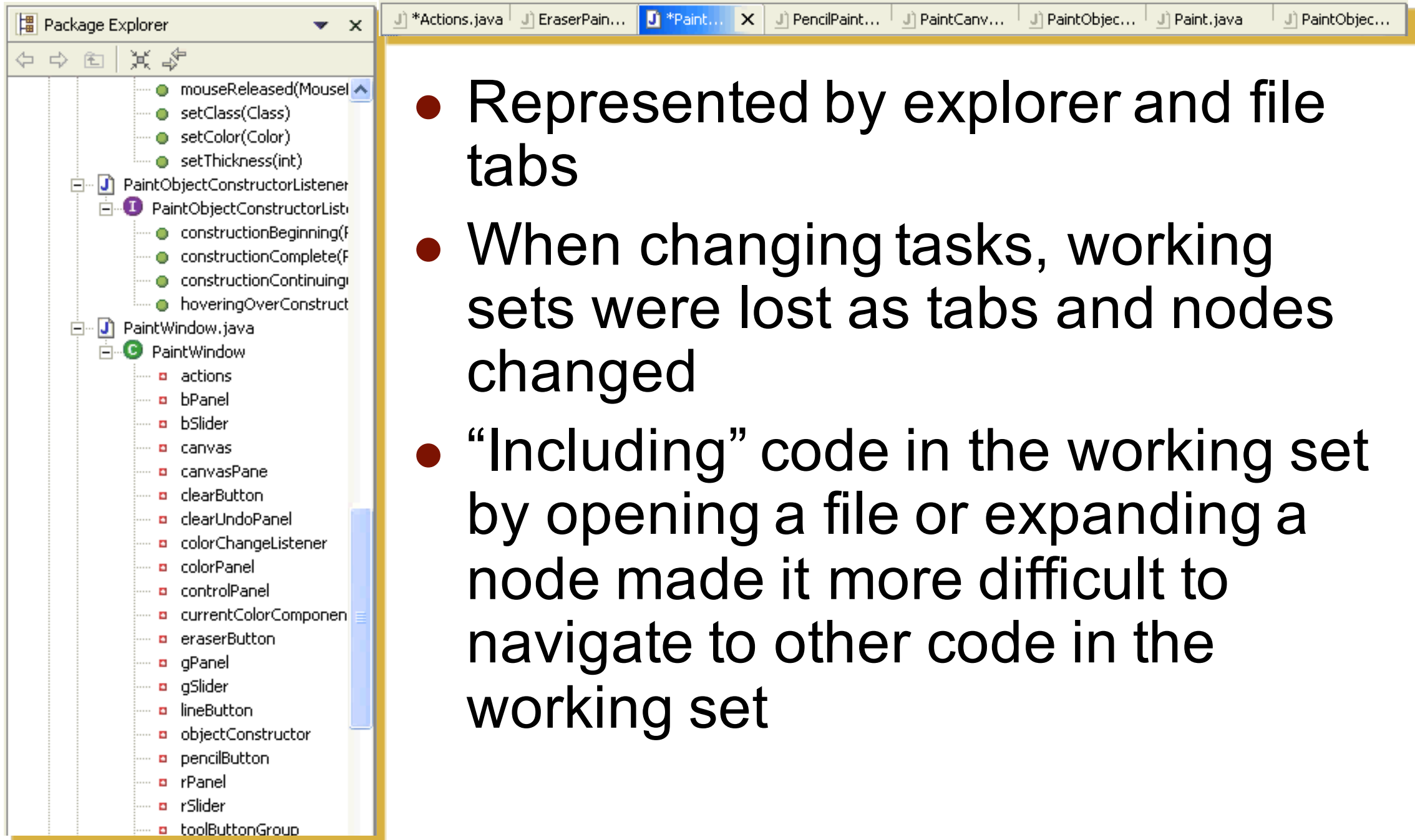
- Each instance of an interactive bottleneck cost only a few seconds, but . . .

Interactive Bottleneck	Overall Cost
Navigating to fragment in <i>same</i> file (<i>via scrolling</i>)	~ 11 minutes
Navigating to fragment in <i>different</i> file (<i>via tabs and explorer</i>)	~ 7 minutes
Recovering working set after returning to a task	~ 1 minute
Total Costs	~19 minutes

= 35% of uninterrupted work time!

Andrew J. Ko, Htet Aung, and Brad A. Myers. 2005. Eliciting design requirements for maintenance-oriented IDEs: a detailed study of corrective and perfective maintenance tasks. International conference on Software engineering, 126-135.

Switching tasks incurs startup cost rebuilding task context



- Represented by explorer and file tabs
- When changing tasks, working sets were lost as tabs and nodes changed
- “Including” code in the working set by opening a file or expanding a node made it more difficult to navigate to other code in the working set

Andrew J. Ko, Htet Aung, and Brad A. Myers. 2005. Eliciting design requirements for maintenance-oriented IDEs: a detailed study of corrective and perfective maintenance tasks. International conference on Software engineering, 126-135.

DeLine's study of developers

- Confirmed Ko's observation that:
 - Navigating and “re-finding” areas of the code that had already been visited was frequent, difficult and distracting
 - Textual searching and returning
 - Tabs got problematic when many opened
- All subjects wanted better inline comments and overview documentation.
- Wanted code annotations
- All subjects agreed that finding the entry point and understanding the control flow was the most difficult task

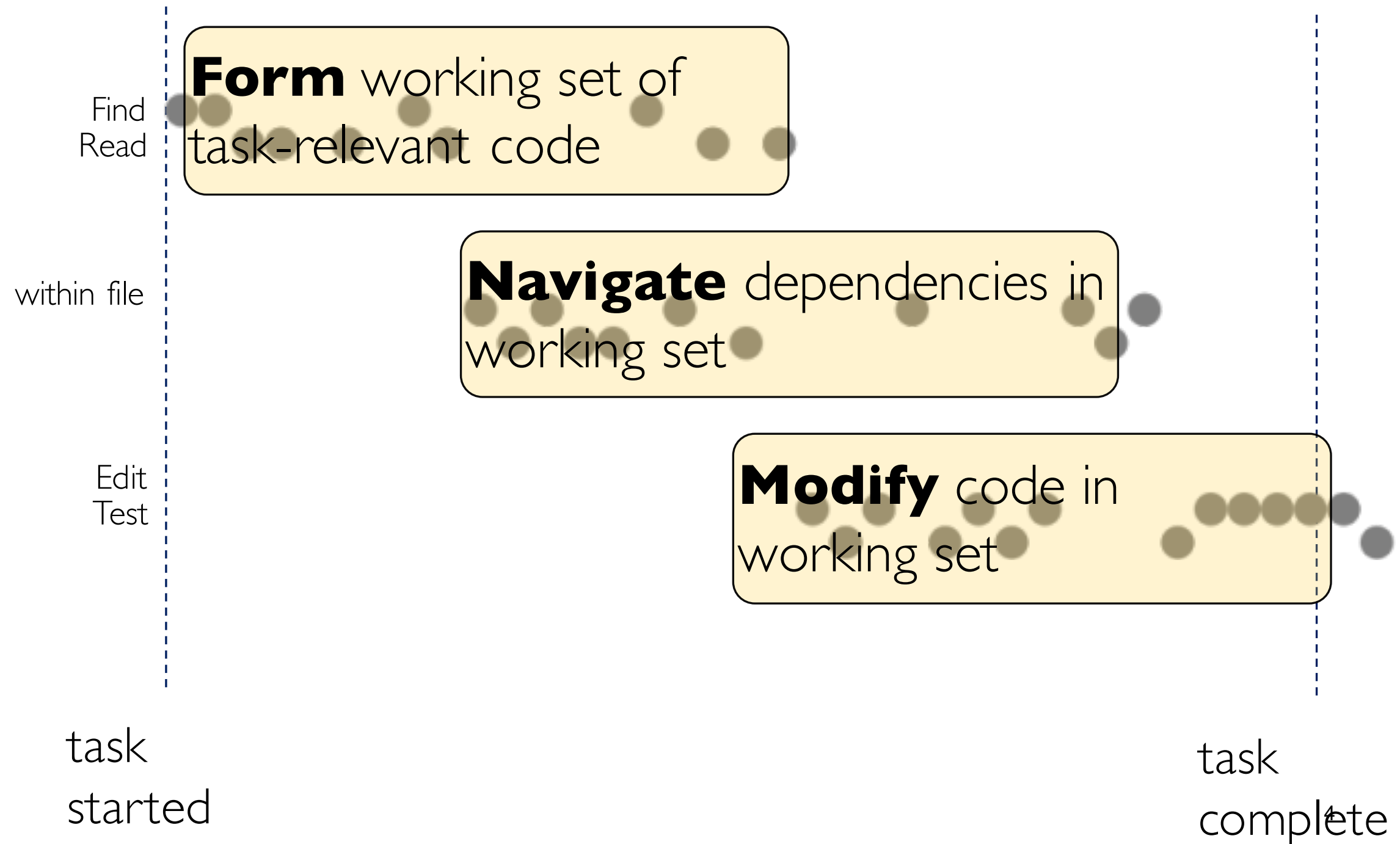
Robert DeLine, Amir Khella, Mary Czerwinski, and George Robertson. 2005. Towards understanding programs through wear-based filtering. Symposium on Software visualization (SoftVis '05), 183-192.

Field study of developers at IBM

- 8 IBM developers doing their own tasks using Eclipse for Java
- Interviews and 2-hour observations of actual use
- Experts do become disoriented
 - Did use Eclipse's advanced navigation tools, like find-all-callers
 - No trace of how got to the current file, or how to get back
 - Thrashing to view necessary context
- No support for switching tasks

Gail C. Murphy, Brian de Alwis, "Using Visual Momentum to Explain Disorientation in the Eclipse IDE", IEEE Symposium on Visual Languages and Human-Centric Computing, p. 51-54, , 2006

Working with task context



Andrew J. Ko, Htet Aung, and Brad A. Myers. 2005. Eliciting design requirements for maintenance-oriented IDEs: a detailed study of corrective and perfective maintenance tasks. International conference on Software engineering, 126-135.

Solutions to crosscutting concerns

- Relationship traversal
 - Find starting point, traverse relationships to find other related code locations
 - See information needs & debugging lectures
- New modularity constructs—Aspects
 - Reduce scattering & tangling by introducing new crosscutting module that can be weaved into code
- Recommenders
 - Based on {edits, navigation} past developers did on similar tasks, predict relevant elements
- Working set navigation
 - Make it easier to navigate back and forth between task context elements
 - Make it easier to resume tasks by redisplaying working set

New modularity constructs—Aspects

- Key idea: modularize scattered code into aspects
 - Developers work with sets of methods in an aspect just like in a class
 - Aspects *woven* back into underlying code during compilation
- Specific *join points* (e.g., field access, method call) can be intercepted, invoking method in aspect
 - *Point cut descriptor* describes which join points a specific aspect method will be invoked from
- Ideally, developer of module can be *oblivious* of code contained in aspect that is woven in

Critiques of Aspects

- Determining the behavior of a module now requires global reasoning
 - Need to weave aspects before clear how code will behave.
- Complexity of when and if code will be inserted
 - Fragile pointcut problem: point cut descriptors are fragile, often depending on textual properties of identifiers
 - Multiple aspects could apply to same join point, making it unclear what ordering applies

Recommenders

- Based on {edits, navigation} past developers did on similar tasks, predict relevant elements

Rose

A) The user inserts a new preference into the field fKeys[].

```

public final OverlayPreferenceStore.OverlayKey[] fKeys= new OverlayPreferenceStore.OverlayKey[] {
    new OverlayPreferenceStore.OverlayKey(OverlayPreferenceStore.BOOLEAN, OPEN_STRUCTURE_COMPARE),
    new OverlayPreferenceStore.OverlayKey(OverlayPreferenceStore.BOOLEAN, SYNCHRONIZE_SCROLLING),
    new OverlayPreferenceStore.OverlayKey(OverlayPreferenceStore.BOOLEAN, SHOW_PSEUDO_CONFLICTS),
    new OverlayPreferenceStore.OverlayKey(OverlayPreferenceStore.BOOLEAN, INITIALLY_SHOW_ANCESTOR_PANE),
    new OverlayPreferenceStore.OverlayKey(OverlayPreferenceStore.BOOLEAN, SHOW_MORE_INFO),
    new OverlayPreferenceStore.OverlayKey(OverlayPreferenceStore.BOOLEAN, IGNORE_WHITESPACE),
    new OverlayPreferenceStore.OverlayKey(OverlayPreferenceStore.BOOLEAN, PREF_SAVE_ALL_EDITORS),

    new OverlayPreferenceStore.OverlayKey(OverlayPreferenceStore.STRING, AbstractTextEditor.PREFERENCE_...
    new OverlayPreferenceStore.OverlayKey(OverlayPreferenceStore.BOOLEAN, AbstractTextEditor.PREFEREN...
};

public static void initDefaults(IPreferenceStore store) {
    store.setDefault(OPEN_STRUCTURE_COMPARE, true);
    store.setDefault(SYNCHRONIZE_SCROLLING, true);
    store.setDefault(SHOW_PSEUDO_CONFLICTS, false);
    store.setDefault(INITIALLY_SHOW_ANCESTOR_PANE, false);
    store.setDefault(SHOW_MORE_INFO, false);
    store.setDefault(IGNORE_WHITESPACE, false);
    store.setDefault(PREF_SAVE_ALL_EDITORS, false);
}
    
```

B) ROSE suggests locations for further changes, e.g., the function initDefaults().

Action	Symbol	File	Support	Confidence
CHG	~initDefaults(IPreferenceStore)	.../internal/ComparePreferencePage.java	11	1.0
CHG	plugin.properties	/org.eclipse.compare/plugin.properties	10	0.9090
CHG	buildnotes_compare.html	/org.eclipse.compare/buildnotes_compare.html	8	0.7272
CHG	~createGeneralPage(Composite)	.../internal/ComparePreferencePage.java	7	0.6363
ADD_TO	ComparePreferencePage.java	.../internal/ComparePreferencePage.java	7	0.6363
CHG	~TextMergeViewer(Composite, int	.../contentmergeviewer/TextMergeViewer.java	6	0.5454
ADD_TO	TextMergeViewer.java	.../contentmergeviewer/TextMergeViewer.java	6	0.5454
CHG	~createTextComparePage(Compo	.../internal/ComparePreferencePage.java	6	0.5454

Changed Entities: fKeys : OverlayKey[]

Writable Smart Insert 96 : 5

Thomas Zimmermann, Peter Weißgerber, Stephan Diehl, Andreas Zeller. Mining Version Histories to Guide Software Changes. IEEE Trans. Software Eng. 31(6): 429-445 (2005)

TeamTracks

- Shows source code navigation patterns of team
 - Related Items – most frequently visited either just before or after the selected item
 - Favorite Classes – hide less frequently used
- Deployed for real use – 5 developers for 3 weeks
- Successful, but usability issues, seemed most useful for newcomers

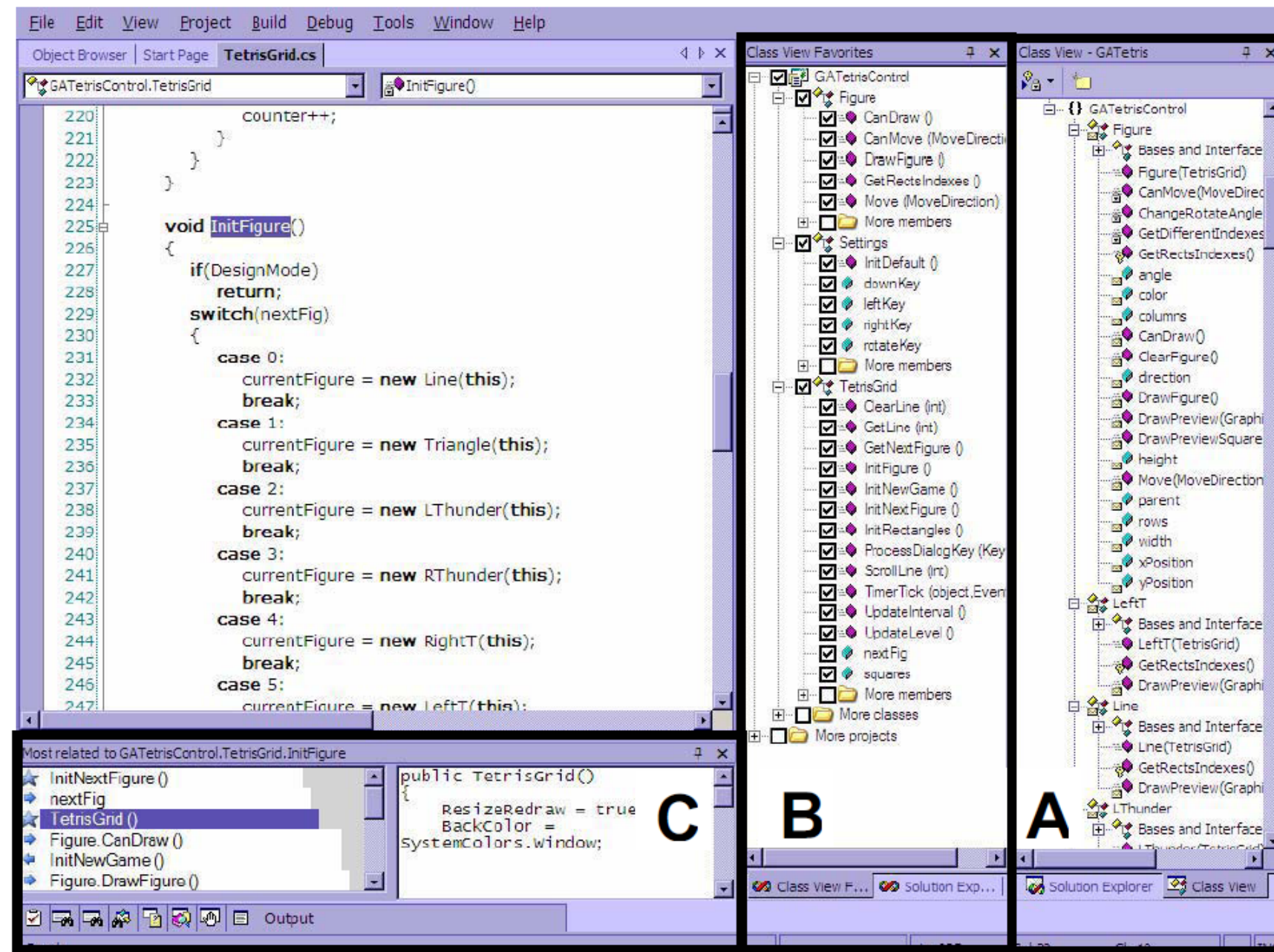


Figure 1. Screen shot with (A) the typical class view, (B) our Class View Favorites, and (C) our Related Items.

Working set navigation

- Make it easier to navigate back and forth between task context elements
- Make it easier to resume tasks by redisplaying working set

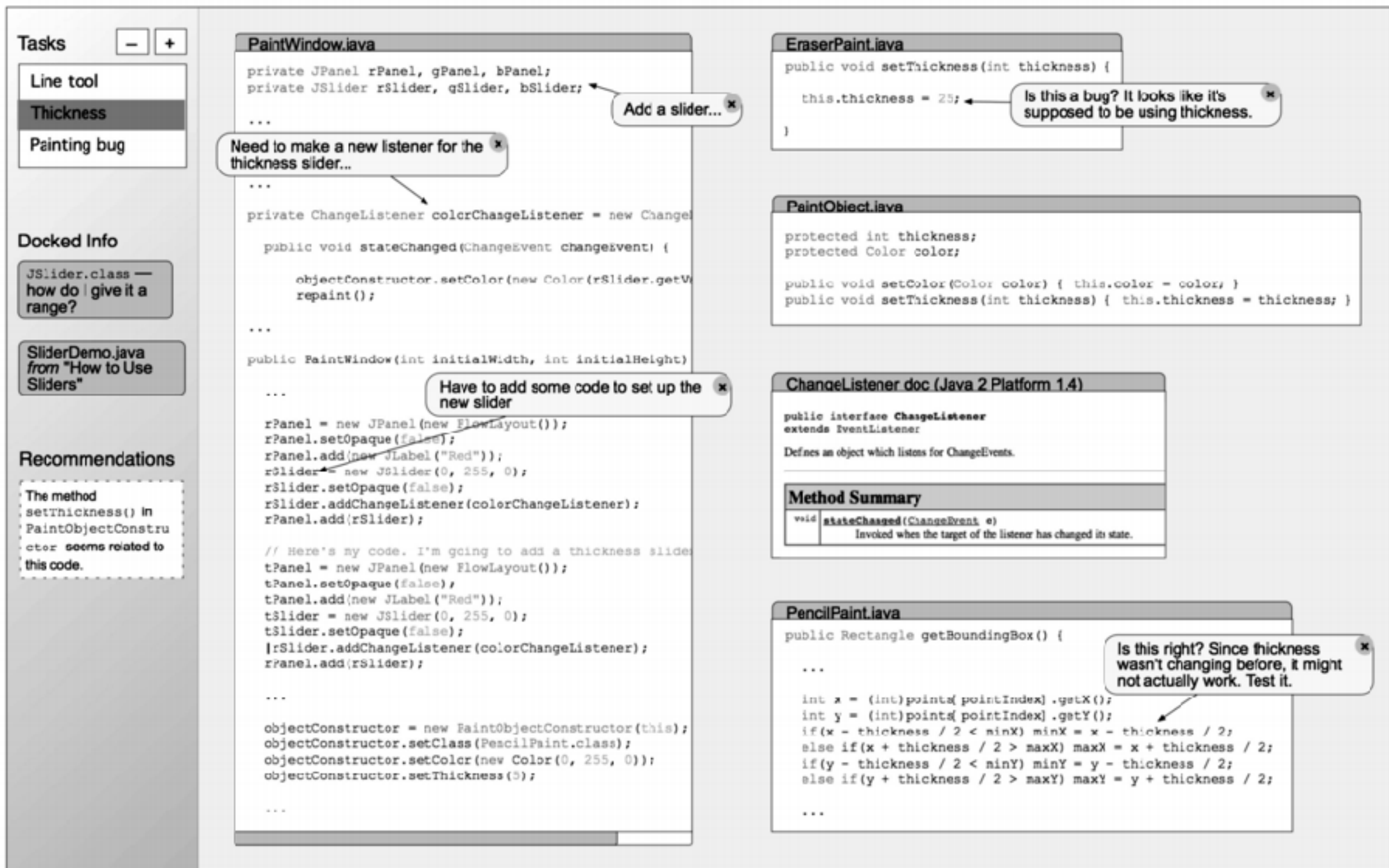
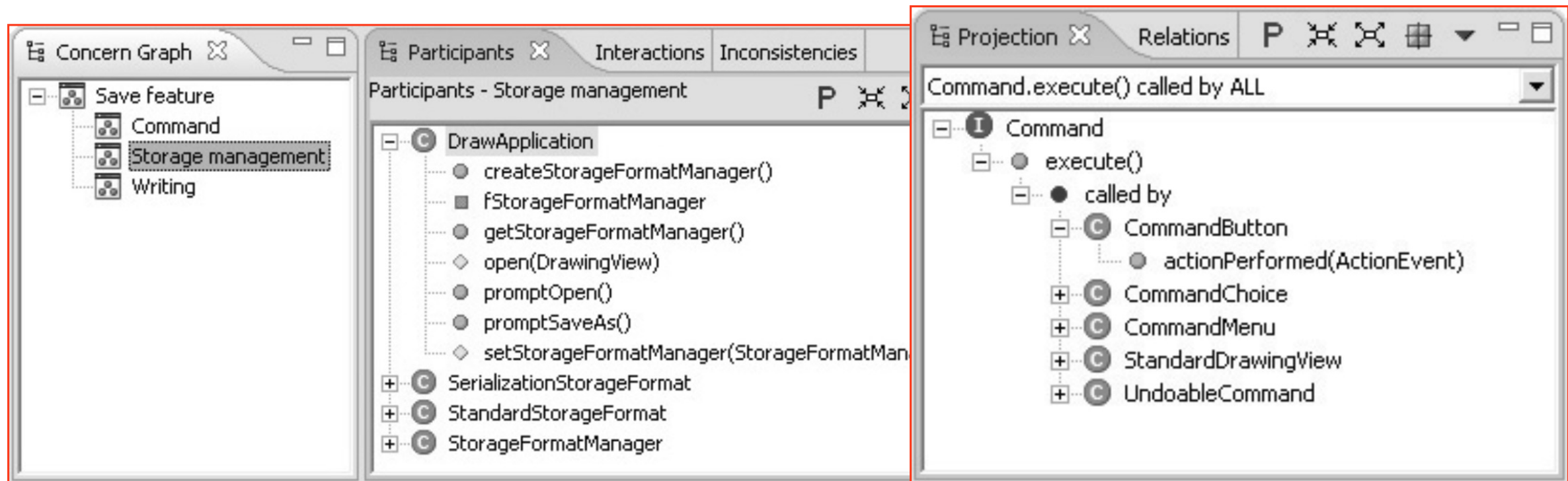


Fig. 7. The 50 lines of code and other information that developer B indicated as relevant, portrayed in a mockup of a workspace that help developers collect relevant information for a task in one place, independent of the structure of a program.

Andrew J. Ko, Brad A. Myers, Michael J. Coblenz, and Htet Htet Aung. 2006. An Exploratory Study of How Developers Seek, Relate, and Collect Relevant Information during Software Maintenance Tasks. *IEEE Trans. Softw. Eng.* 32, 12 (December 2006), 971-987.

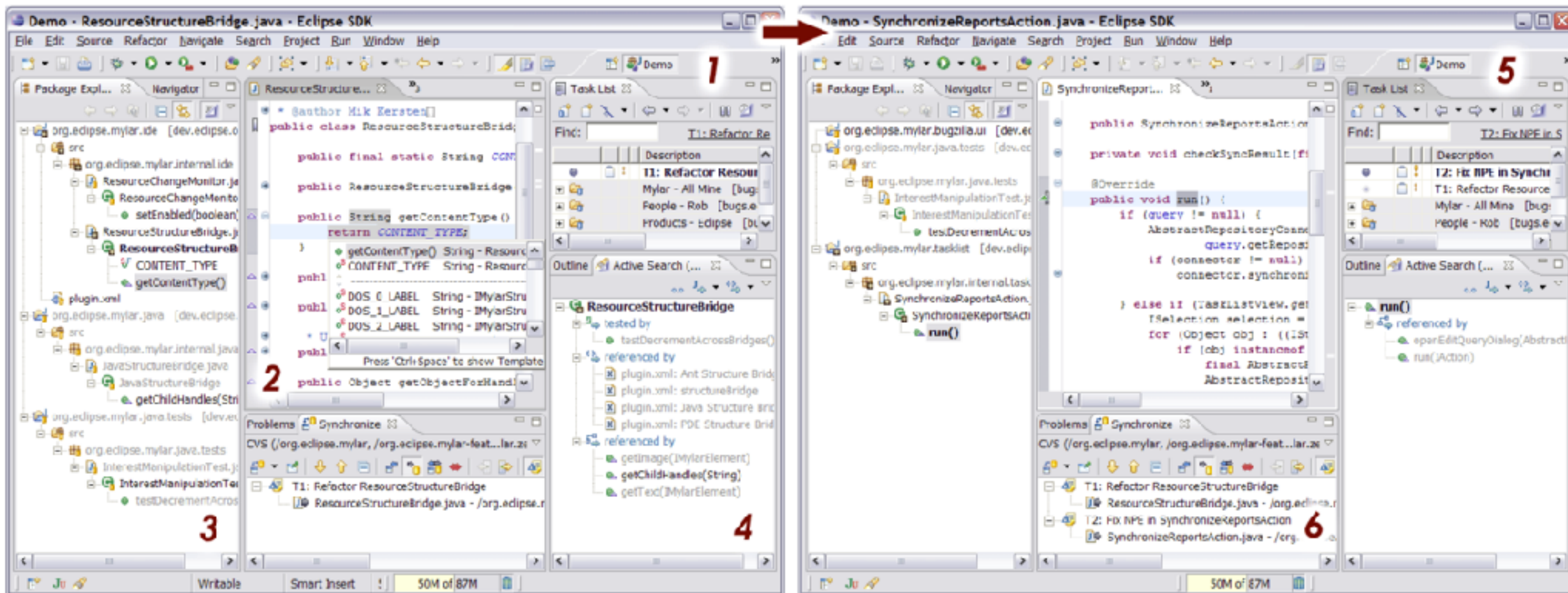
Concern Graphs

- Abstract (formal) model that describe which parts of the source code are relevant to different concerns
- FEAT tool builds concern graphs “semi-automatically”
- Shows only code relevant to the selected concern
- User-specified or detected using intra-concern analysis
- User can make queries



Martin P. Robillard and Gail C. Murphy. 2007. Representing concerns in source code. ACM Trans. Softw. Eng. Methodol. 16, 1, Article 3 (February 2007).

Mylar



- 1 – task list
- 3 – package explorer filters to show what relevant to this task
Most relevant are bold
- 4 – active search shows what might be relevant
- 5 – switch to different task

Mik Kersten and Gail C. Murphy. 2006. Using task context to improve programmer productivity. International symposium on Foundations of software engineering, 1-11.

Code Bubbles

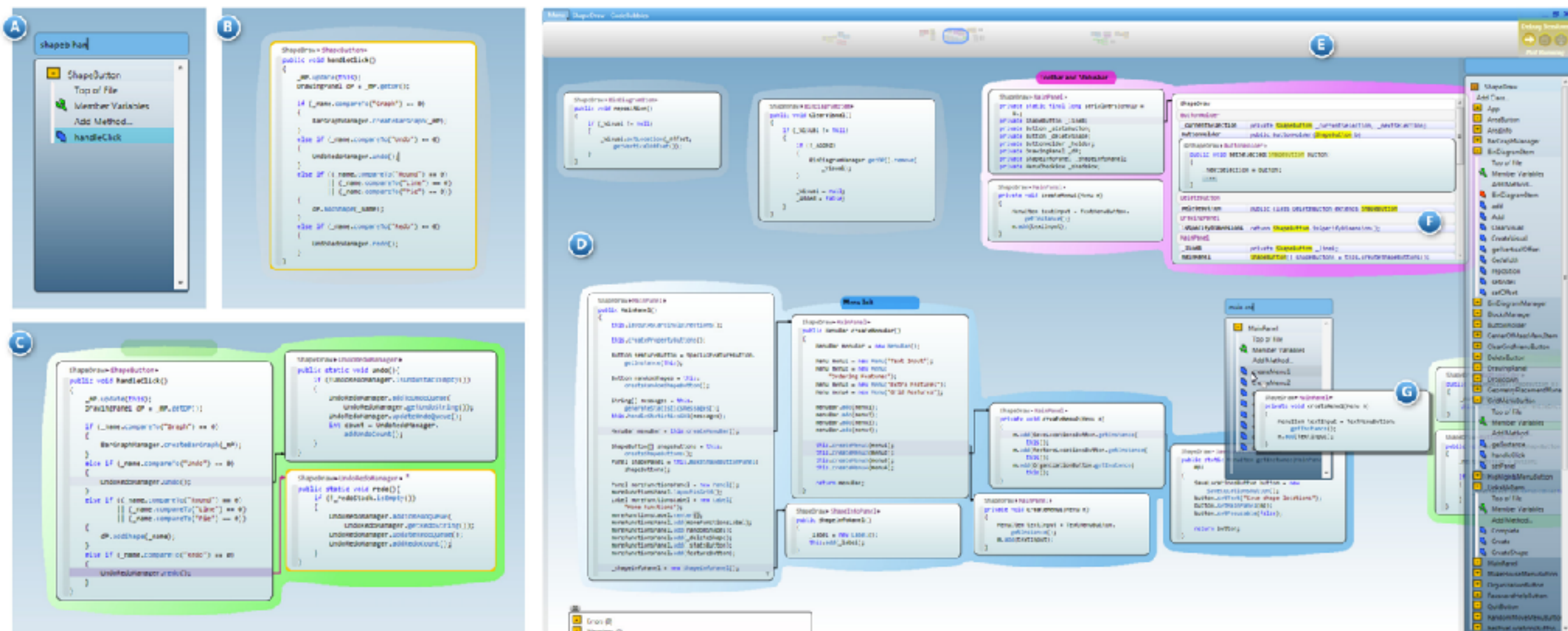


Figure 1 (a) user opens a bubble via the pop-up search box, (b) resulting bubble, (c) user opens definition of two more bubbles side-by-side (automatically grouped); (d) a large working set of bubbles, including a (f) bubble stack of references; (e) an overview is shown in the panning bar; (g) hover preview

<https://www.youtube.com/watch?v=PsPX0nEIJ0k>

Andrew Bragdon, Robert Zeleznik, Steven P. Reiss, Suman Karumuri, William Cheung, Joshua Kaplan, Christopher Coleman, Ferdi Adeputra, and Joseph J. LaViola, Jr. 2010. Code bubbles: a working set-based interface for code understanding and maintenance. Conference on Human Factors in Computing Systems (CHI '10), 2503-2512.

Debugger Canvas

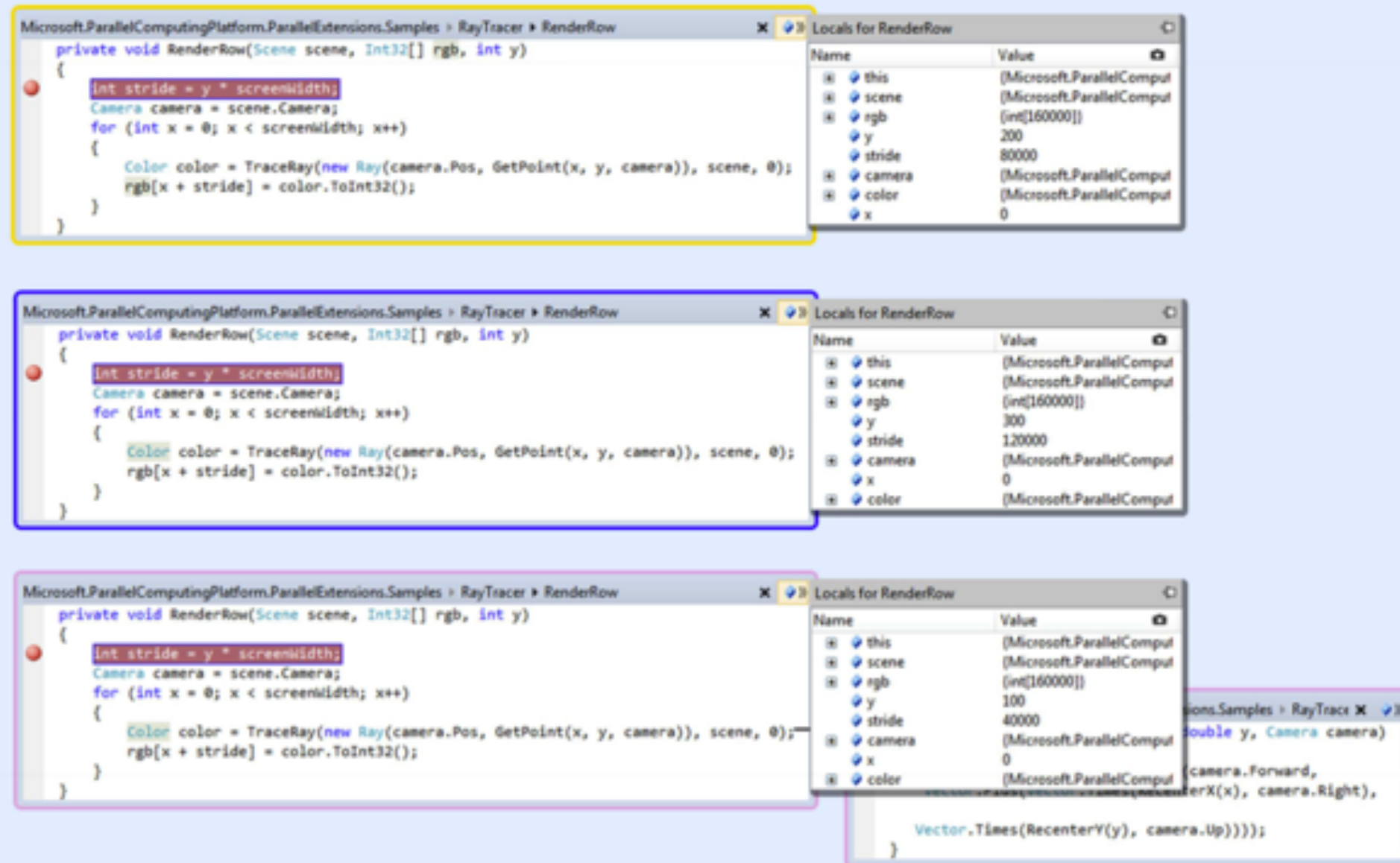



Figure 1. The user stepping through a parallel ray tracing program using Debugger Canvas. All four threads have their own colored borders. The currently executing method has a prominent yellow border. Each code bubble has its own Locals pop-up (gray title bar), allowing state comparison.

<https://www.youtube.com/watch?v=3p9XUwIIhJg>

R. DeLine, A. Bragdon, K. Rowan, J. Jacobsen and S. P. Reiss, 2012. "Debugger Canvas: Industrial experience with the code bubbles paradigm," International Conference on Software Engineering, 1064-1073.

Use in practice

- Debugger Canvas offered as extension to Visual Studio
- Mylar —> Mylyn, part of default Eclipse
- Mylyn —> commercial 

Instant access to documents, web pages and code

With Tasktop, you can indicate when you start working on a task with a single-click. Tasktop then automatically tracks the web pages and desktop documents you work with and builds a model of how relevant each is for that task. Tasktop uses the model to show you just those pages and documents that are needed for a task. Switching to another task is as simple as clicking on that task. Tasktop Dev will show you *just* the information needed for that task. Think of the time you will save only working with the information you need! If you are using Tasktop Dev within your IDE, Tasktop Dev will focus the views in your IDE to show you just the code, web pages and documents that are needed for a task.

Keep on top of your bugs without leaving your IDE

Tasktop Dev inherits Mylyn's capabilities for rich bug editing in Eclipse, making the tasks from your issue tracker available in the IDE. With your task and its associated social comment thread in the IDE, you no longer have to spend time switching to a web browser, finding the appropriate task, switching back to the IDE, and so on. All of those clicks and applications switches disappear, saving time and keeping you close to the code. When changes occur to tasks on which you work, notifications appear right in your task list in Eclipse, saving you the need to check other applications and allowing you to respond seamlessly and as a part of your workflow. This capability is only available in Tasktop Dev for Eclipse and Visual Studio.

<https://www.tasktop.com/tasktop-dev>

Results from Debugger Canvas deployment

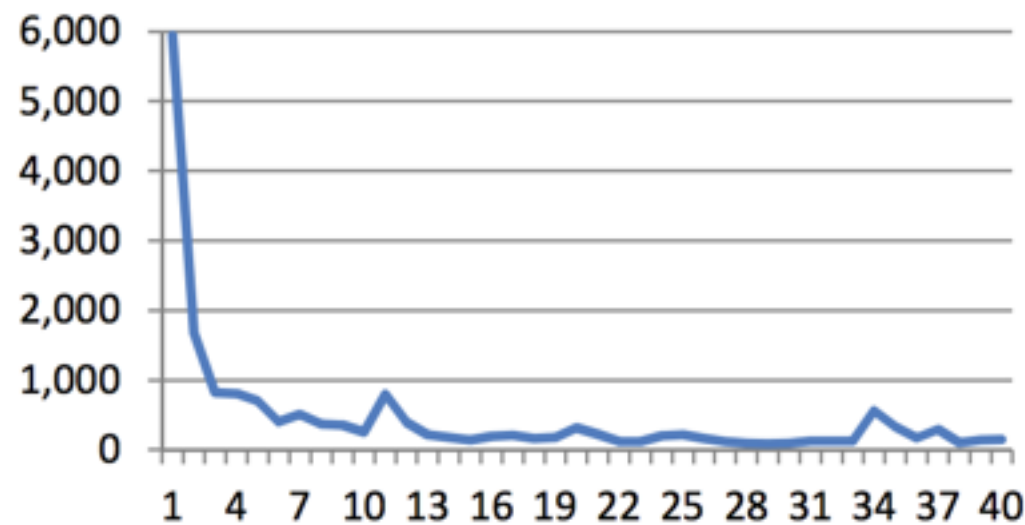


Figure 5: Number of unique downloads per week, after the initial release on 13 June 2011.

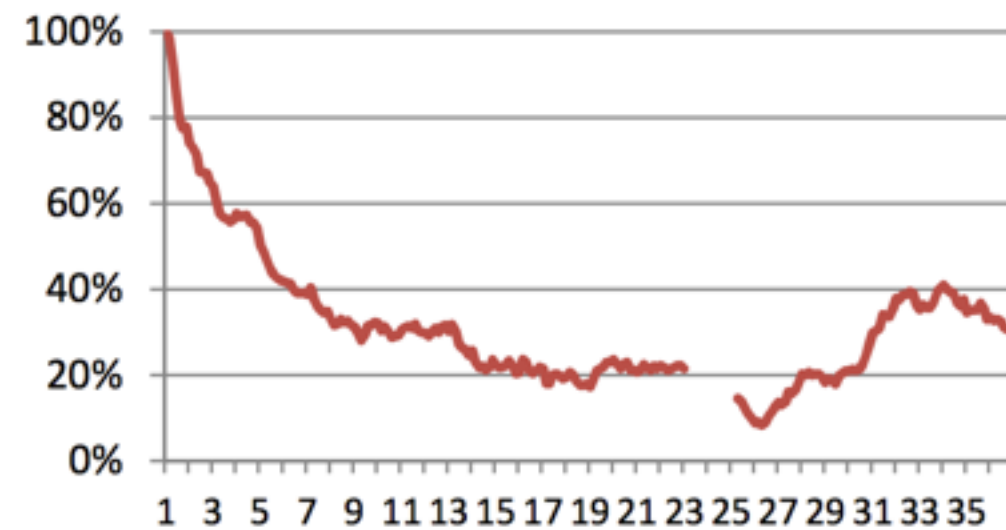


Figure 6: Users per day who step into a code bubble at least once, as a percentage of usage on the first day. (The gap is due to missing data.)

R. DeLine, A. Bragdon, K. Rowan, J. Jacobsen and S. P. Reiss, 2012. "Debugger Canvas: Industrial experience with the code bubbles paradigm," International Conference on Software Engineering, 1064-1073.

Perceptions of debugger canvas

Table 2: Reasons why 19 surveyed users stopped using Debugger Canvas.
Each respondent may report multiple reasons.

Reason to abandon	#Respondents	Type
Editing not discovered	4	Usability
Bugs	4	Bugs
Performance	4	Bugs
Doesn't support my platform	3	Other
Screen too small	2	Useful
Data tips bug	2	Bugs
Wants features	2	Utility
Concept didn't work for me	2	Utility
Want to resize bubbles	1	Utility
Instruction pointer update bugs	1	Bugs
Navigation not discovered	1	Usability
On demand not discovered	1	Usability
Sum	27	

R. DeLine, A. Bragdon, K. Rowan, J. Jacobsen and S. P. Reiss, 2012. "Debugger Canvas: Industrial experience with the code bubbles paradigm," International Conference on Software Engineering, 1064-1073.

Useful when

“I often have to debug several layers on our side from the UI, via middle tier to the data layer. It often gets confusing to go into the deeper layer. This is where the canvas helps, you hit a breakpoint here and can see the stack trace as you step through the layers. This helps us debug things much faster.”

“I was working on a large project for only a week. There was a huge ramp up, of course, and Debugger Canvas was invaluable for stepping into the code to see what was going on.”

“With a really large code base that you are not familiar with it is really handy. It helps wrap your head around other people's code. That kind of visualization really helps to follow code as it crosses different classes and projects. Go-to-definition and using Reflector is just too cumbersome to navigate through all that code.”

R. DeLine, A. Bragdon, K. Rowan, J. Jacobsen and S. P. Reiss, 2012. "Debugger Canvas: Industrial experience with the code bubbles paradigm," International Conference on Software Engineering, 1064-1073.

Not useful when

For a "normal" project it isn't worth the hassle with performance.

I don't always want to get into the canvas. When I'm debugging something small: for example - Did the parameter get here? Then it doesn't warrant opening up the canvas.

Sometimes the fix that I need to do involves code that is not in the bubbles, but is in the same files, so I'd like to be able to get to the rest of the file easily.

I stop using it when I need to see definition of classes. I'm aware of the Go-to-definition feature, but I use ReSharper and lots of tools to navigate, so I find it easier to go back to the file in those cases.

I hit a breakpoint check the value of a private field. That's when seeing the rest of the file comes in handy.

R. DeLine, A. Bragdon, K. Rowan, J. Jacobsen and S. P. Reiss, 2012. "Debugger Canvas: Industrial experience with the code bubbles paradigm," International Conference on Software Engineering, 1064-1073.